

Summer Holidays !

Let's beat the heat when summer is at its peak!!

Dear Parents,

Summer vacations are from 27th May 2020 to 30th June 2020 and school will reopen on July 1st, 2020.

During the summer vacation try to speak in English with your child and spend quality time with your family.

It's time to relax at home from scorching heat, and pandemic disease COVID-19 which is a very difficult time to manage



Please stay at home, as the bigger the crowd, the more people can be infected by transmission because COVID-19 has different levels to its structure. It can affect a multitude of people in varying ways regardless of age.

STORMS DON'T LAST FOREVER, THIS TOO SHALL PASS.

In this summer vacation, we have planned some holiday homework such as activities, worksheets, projects and many more for children to enhance his/her learning skills in a fun filled way and to ensure that they continue the learning process within the security of their homes. This way, you can make your vacations more interesting and meaningful.

We are certain that you will cooperate with us always in this endeavour.

I thank you all for your support.

STAY HEALTHY STAY SAFE

Have a happy time together

Pre- Primary HOLIDAY HOMEWORK



Dear Parents ,

Long summer break is the most enviable part of the school life !
It provides time for rest and leisure. Children can laze around , unwind, eat, play and make merry . These activities will also help in channelizing the energy of our children.

*Kindly help your child in completing his / her work .

*Submit the given homework in a folder with clearly mentioned name and class

How independent can I become ?

- Buttoning and unbuttoning the shirt
- Folding mats and clothes
- Arranging their toy shelf
- Learning to wear shoes and socks
- Learning to zip your school bag
- Putting vegetables and fruits in the fridge
- Sorting and pairing household items

2 . Fun Activities :

- Make Summer Drinks like lemonade, rasna, etc.
- Make fruit chaat
- Yoga <https://youtu.be/ho9uttOZdOQ>
- Zumba <https://youtu.be/ymigWt5TOV8>
- Aim your target <https://youtu.be/7r7dmQOVmws>
- Bubble Bath
- Treasure Hunt

3. Hygiene :

- Wash / Sanitize all the things coming out from the market like / fruits , vegetables etc.
- Avoid going out of your house
- Drink a lot of water and stay hydrated

4. At Home :



- Be polite while speaking and talk softly
- Inculcate proper toilet habits
- Motivate the child to converse in English throughout
- Water the plants /feed the birds.
- Obey and respect your elders
- Help your elders at home

5. Guidelines for parents :

- Encourage your child to attend phone calls , and reply them responsibly like Hello ! Who is speaking ?
- Use television as an educational tools and watch channels like Discovery Kids, Animal Planet

English :

Reading skills Learn phonetic sounds a-z and Read 2,3 letter words of vowels.

Speaking skills Learn 5-6 lines on myself and my family

Writing skills

1. Aa - Zz in proper lines (3 times a week)
2. Make a Wall hanging for Roll Numbers :
 - 1-10 - at , an , am , ap , ag , ab (vowel a)
 - 11-20 - eg, ed, et, en(vowel e)
 - 21-30 - og, op, ox, ot, oy, od(vowel o)
 - 31-40 - ig, in, id, ip, ib(vowel i)
 - 41-50 - un, ub, ut, ug, up(vowel u)

Rhymes:

- | | |
|---------------------------------|--------------------------------------|
| 1. Itsy bitsy spider | 5. Wheels of the bus |
| 2. Mulberry bush | 6. If you are happy and you know it. |
| 3. Head,shoulder,knees and toes | 7. Five little monkeys |
| 4. Humpty dumpty | 8. Old Mac Donald had a farm |

Hindi

- | | |
|---|---|
| • Write one page of क से ह (3 times in a week, use 3 in 1 copy) | • Roll no 11-20 च से झ with pictures |
| • Make flash cards- | • Roll no 21-30 त से न with pictures |
| • Roll no 1-10 क से घ with pictures | • Roll no 31-40 प से म with pictures |
| | • Roll no 41-50 य से र with pictures |

Maths

- Paste pics & write Big small, tall short, more less, fat thin, etc.
- Practise counting from 1-20/20-1 (forward and backward), Count and write, before numbers, after numbers, missing numbers. (use 3 in 1 copy)

EVS

Make :

- Roll no. 1-10:- Means of transport head gears
- Roll no. 11- Wild and domestic, water animals + Make any one animal's face mask.

- Roll no. 21-30:- birds, (finger puppets)
- Roll no. 31-40:- Festivals (collage)
- Roll no. 41-50:- People who help us (flash cards)

ART & CRAFT

- Wind Chime using waste material (R.No. 1-10)
- Any craft using paper plates (R. No. 11-20)
- Make different types of ice creams and paste it on strings (R. No. 21-30)
- Make a creative and colourful father's day card (R. No. 31-40)
- Make a keychain of initial letter of your name (R. No. 41-50)





Value Education:-

- Practice Om Chanting and Shanti Path - sitting in the right posture, concentrating on the sound OM.



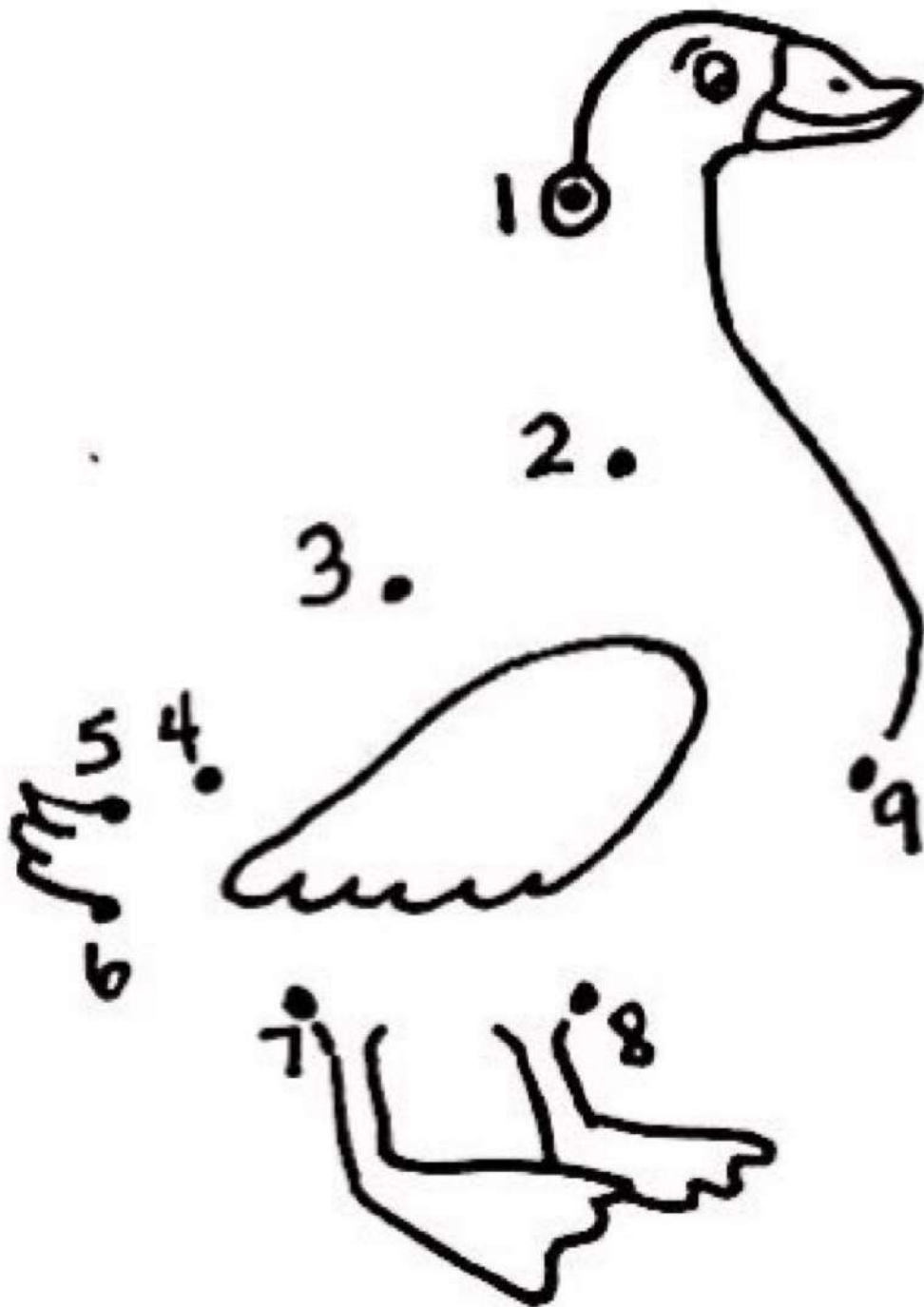
Happy holidays
Learn and enjoy !!



Study for Kids


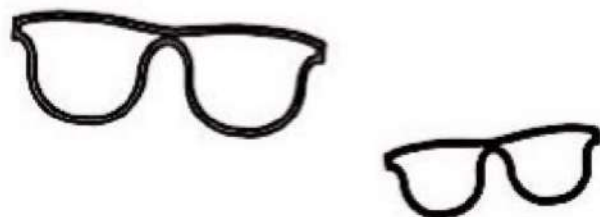


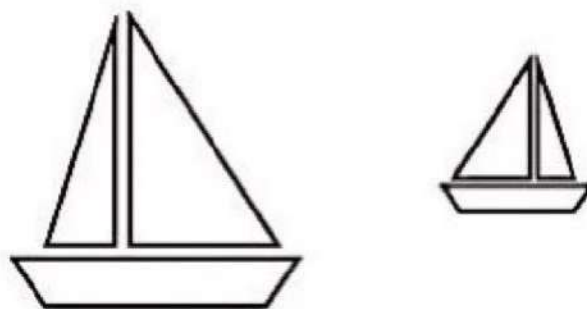



www.studyforkids.com

Join The Dots And Colour The Picture:



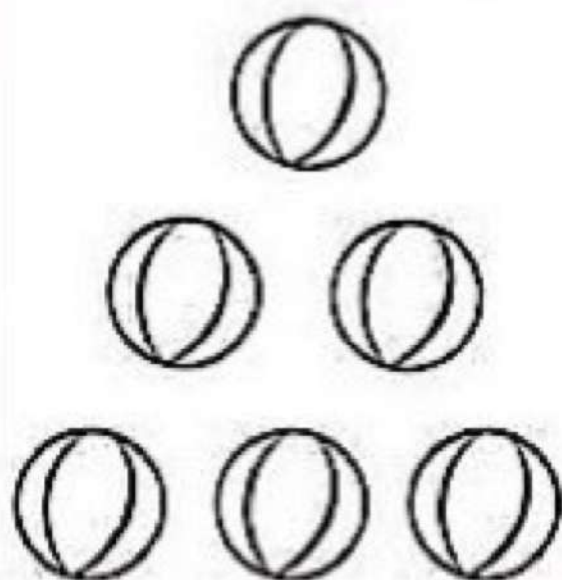
Big or Small?

Circle the BIG picture.




Colour the correct amount of pictures in each block in


Colour in 3 balls




Colour 2 ribbons

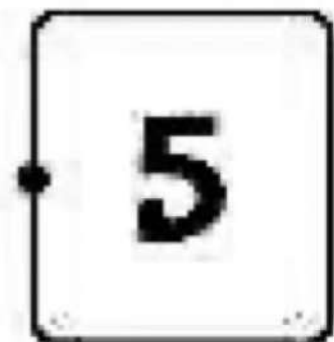





Colour in 1 car





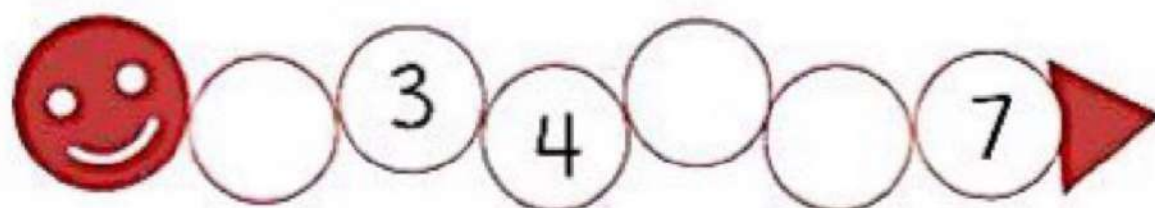


Colour in 5 clouds





Tælle

Skriv de tal, der mangler.





Name _____

Date _____

Match the counting hands with digits



4



3



1



5



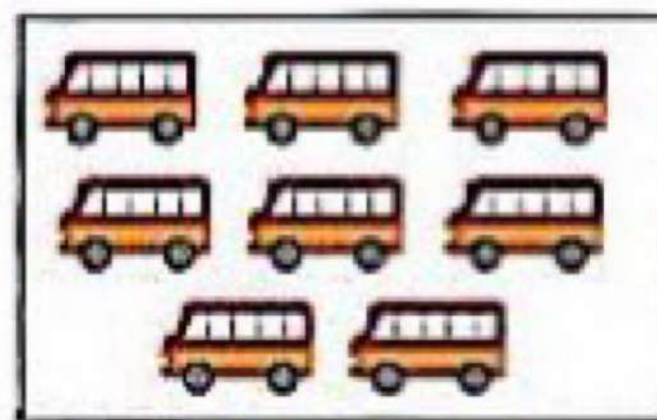


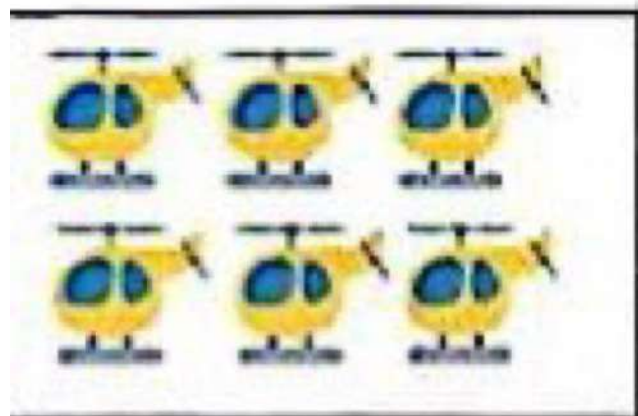


2

Grade



Match the same number of objects


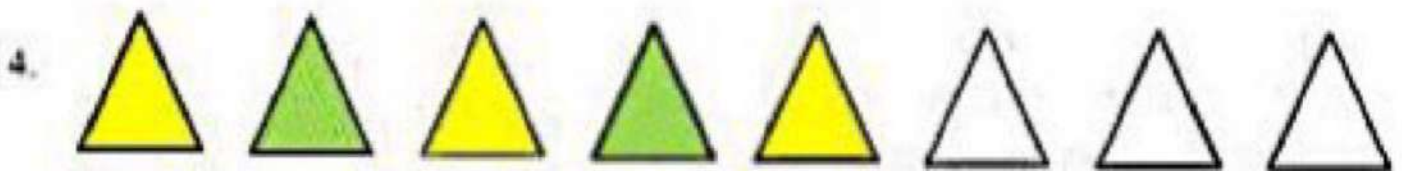



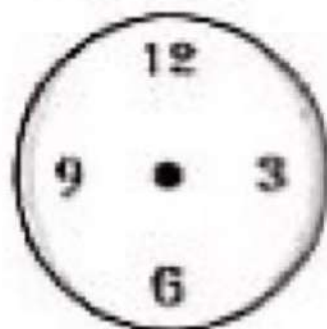
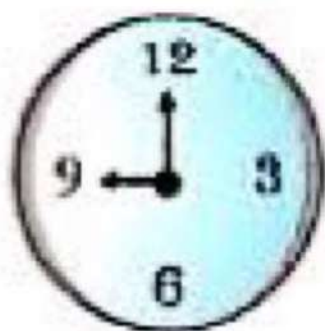


Color Patterns

Name: _____

Date: _____

Fill the shapes with the color that comes next:





Match the uppercase to the lowercase.



A ○

○ **C**



B ○

○ **a**



C ○

○ **f**



D ○

○ **e**



E ○

○ **d**



F ○

○ **b**

MyPwchschoolPlan.com



What sound do the pictures begin with?



s

z



p

q



u

n



k

t



b

d



r

n



l

d



b

t



c

o



n

m




r

o



b


h



Scanned with CamScanner

Scanned with CamScanner

All About Me





My Favorite Book is...



My Favorite Sport is...




This is my family!




This is me! I have

_____ hair.

My Favorite T.V Show is...



My Favorite Food is...




When I grow up, I want to be a...




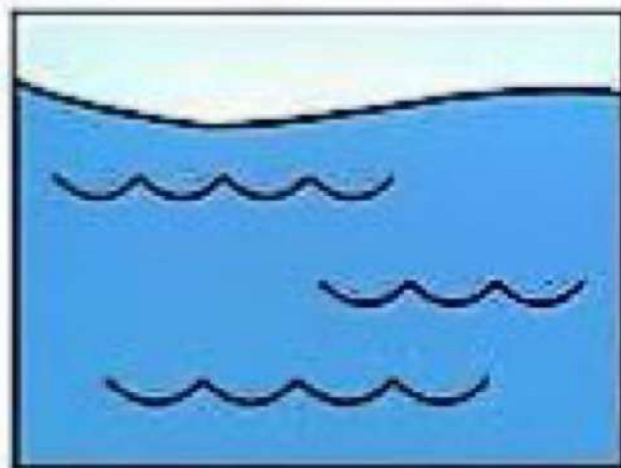


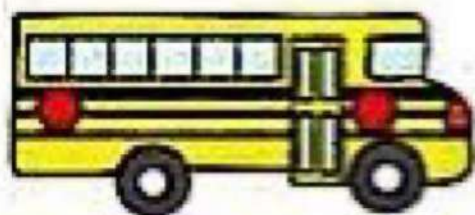
I am _____ years old.

My Favorite Color is...



I live...





Scanned with CamScanner

Scanned with CamScanner

Spot The Difference

Find 5 differences between the pictures on the top and the pictures on the bottom.

