

Summer Holidays !


Let's beat the heat when summer is at its peak!!

Dear Parents,

Summer vacations are from 27th May 2020 to 30th June 2020 and school will reopen on July 1st, 2020.

During the summer vacation try to speak in English with your child and spend quality time with your

family. It's time to relax at home from scorching heat, and pandemic disease COVID-19 which is a very difficult time to manage



Please stay at home, as the bigger the crowd, the more people can be infected by transmission because COVID-19 has different levels to its structure. It can affect a multitude of people in varying ways regardless of age.

STORMS DON'T LAST FOREVER, THIS TOO SHALL PASS.

In this summer vacation, we have planned some holiday homework such as activities, worksheets, projects and many more for children to enhance his/her learning skills in a fun-filled way and to ensure that they continue the learning process within the security of their homes.

This way, you can make your vacations more interesting and meaningful.

We are certain that you will cooperate with us always in this endeavour.

I thank you all for your support.

STAY HEALTHY STAY SAFE

Have a happy time together

Warm Regards

Headmistress

CLASS : VII ENGLISH HOLIDAY HOMEWORK

1. Practice your Grammar Skills throughout the holidays. Use some or all of the given websites:

www.bbcskillwise.co.uk

www.homenet/englishzone

www.learnenglish.org.uk

[www.bbc.co.uk/education\(KS3\)](http://www.bbc.co.uk/education(KS3))

2. Collect any 4 articles from the newspaper that piqued your interest and paste them in a scrap-file. Frame minimum 5 questions from each article and also answer them.

3. Collect newspaper articles and pictures on air pollution caused by vehicles.

Write a paragraph (150-180 words) on the topic '**Odd-Even Scheme**' for vehicles used in Delhi. Why did it come into existence and how is the scheme used? What are the other modes of transport or ways that may be adopted to reduce air pollution?

4. PETA animal rights Organization has decided to take out a rally to create public awareness for better treatment of animals.

(a) Write an **article** highlighting animal rights and the need to treat them with care.

(b) Design a **poster** to spread awareness on the issue.

(Do the given work on A4 size sheets)



5.Do the following according to your Roll No.

Roll No. (1 to 15)

Reading is fun

“Reading is dreaming with open eyes”, catering to the same maxim the students must read any one of the prescribed books in English and write a **Book Review**.

List of Prescribed Books:

- * **The Little Prince - Antoine De-Saint Exupery**
- * **The Karate Kid - B.B.Hiller**
- * **The Wizard of Oz – L. Frank Baum**
- * **The Adventure of Tom Sawyer- Mark Twain**

The book review should contain the following points:

- Is the book interesting ?
- How will you rate this book?
- Would you recommend this to another person? Give reason.
- Who's your favourite character from the story? Describe them.
- What would you talk to your favourite character if you get a chance to meet him or her ?
- Also in a brief paragraph describe if you were the author of the book what would you change in the book and why?

Roll No. (16 to 30)

Magazine Designing :

Make a magazine for children. Choose an interesting name for your magazine. Make a colourful cover page. It must have an index. The magazine can comprise of 8-10 pages. Any 2-3 topics can be chosen out of those listed below:

- a) Nutrition & Health
- b) Environment
- c) Amazing facts and riddles
- d) Sports
- e) Technology

Exchange your magazine with your friends once the school reopens.

Roll No. (31-45)

Prepare a Scrap book depicting **‘Women-The Pillar of Strength ’**

Choose any 2-3 empowered women who have achieved great heights in her chosen field.(eg:Sports,politics,entertainment,social activist,

Business,defence forces, etc).Gather information about them and paste their pictures.Prepare a biographical sketch. (120-150 words)



6. Complete the given worksheet and revise all the work done till now.

Class -VII English Practice Worksheet

Q1. Identify the subject and the predicate in the following sentences.

1. The sun was shining brightly.
2. The dogs were barking loudly.
3. The pretty girl was wearing a blue frock.
4. My younger brother serves in the army.
5. The man and his wife were working in their garden.
6. My mother and my aunt are trained classical dancers.
7. You don't have to wait for me.
8. We will no longer tolerate this.
9. The little tree was covered with needles instead of leaves.
10. A rich merchant was passing by the shoemaker's window.

Q2. Read each sentence and add the correct punctuation mark. Then, label it; imperative, declarative, interrogative or exclamatory.

Example A: You did an excellent job

Answer: You did an excellent job.

Type :Declarative

1. How was your day in school _
2. Do your assignments in class on time _

3. I'm so excited I passed the test_.....
4. Walking up that mountain is dangerous _
5. Who is the most popular singer _.....
6. You need to get with the program _.....
7. He is the leader of the group _
8. What is your favorite magazine _.....
9. Congratulations on your achievement _.....
10. That was a physical game _.....
11. Can you cancel the concert _.....
12. What chapter are we reading _.....

Q3.Change the following sentences as directed :

1. Is she going there by bus? (Declarative)
2. Stop talking. (Interrogative)
3. Samuel is a very intelligent boy. (Exclamatory)
4. I am interested in the play. (Negative)
5. These flowers smell very sweet. (Exclamatory)
6. She is fine. (Interrogative)
7. I will be going to the movies tomorrow. (Interrogative)
8. She dances gracefully. (Exclamatory)

Q4.Rearrange the given words and phrases to form meaningful sentences. Write the correct sentences and also identify the different parts of speech in the sentence formed.

One has been done for you:

Eg: on/left/keys/the table/James/the

Ans: **James left the keys on the table.**

James: Proper noun

left : Verb

the: article

table, keys: Common noun

on: Preposition

1. with/polite/a /person/can be/no one/angry
2. a polite man/puts/of others/first/always/the/ feeling
3. pure/drink/should/we/only/water
4. water/health/polluted/is/to/harmful/very

5. purify/are/ways/there/different/it/to
6. angrily/the dogs/he/away/chased
7. coffee/shop/is/the street/across/the
8. best/one/of/is/it/the/shop/coffee
9. go/the/coffee/shop/I/to/frequently
10. delicious/meal/truly/was/the

Q5. Choose the correct article: (a, an, the)

1. We have beautiful garden. garden is full of roses.
2. Is fencing.....popular sport in..... world? No, it isn't.
3. I'd like glass of orange juice please.
4. Can you give me..... envelope, please?
5. Certainly. Oh! Where's..... envelope?
6. Is there..... post office near here?
7. They're at.....cinema.
8. My brother is in.....classroom.
9. Selena has got.....cat.What is..... cat's name?
10.school is very cold. Hasn't it got..... central heating system?

Mathematics - CLASS VII Holiday Homework (Session 2020-21)

- Revise and complete all worksheets of DAV Text Book/activities of Unit 1 and 2 given by the teacher during online classes in your mathematics classwork notebook neatly and properly.
- Write about the contribution of any great Indian mathematician on a A3 size sheet.
- Learn and create your own table booklet upto 2 to 20
- Now its time to check your mental ability and solve the given Puzzles (do these puzzles in your mathematics classwork notebook)

Puzzle 1

Fill in the blank space of the following magic square so that the sum of the numbers in each row, each column and each of the diagonals is -6 .

(i)

-1		
3	-2	
	5	

(ii) In this magic square, sum of the numbers in every row, column and each of the diagonals is -2 . Fill in the blank:

7		-6	
		1	
0	-2		
-5		6	-8

Puzzle 2

If $a * b$ means $a \times b + 2$ and

$a \# b$ means $-a + b - (-3)$,

then find the value of the following:

(i) $-4 * 3$

(ii) $(-3) * (-2)$

(iii) $(-7) \# (-3)$

(iv) $2 \# (-4)$

(v) $7 * (-5)$

(vi) $(-7 * 2) \# 3$

Next, match these answers with suitable letters by looking at the table below and arrange them in increasing order of integers to decode the name of the mathematician:

Integers	-9	14	-3	4	-10	8	-33	-21	7	18
Letters	P	Y	C	T	U	I	E	G	L	D

Puzzle 3

'Equinoxes' are the two days of the year when the sun is directly above the earth's equator, due to which the days and nights are of nearly equal length everywhere on the earth.

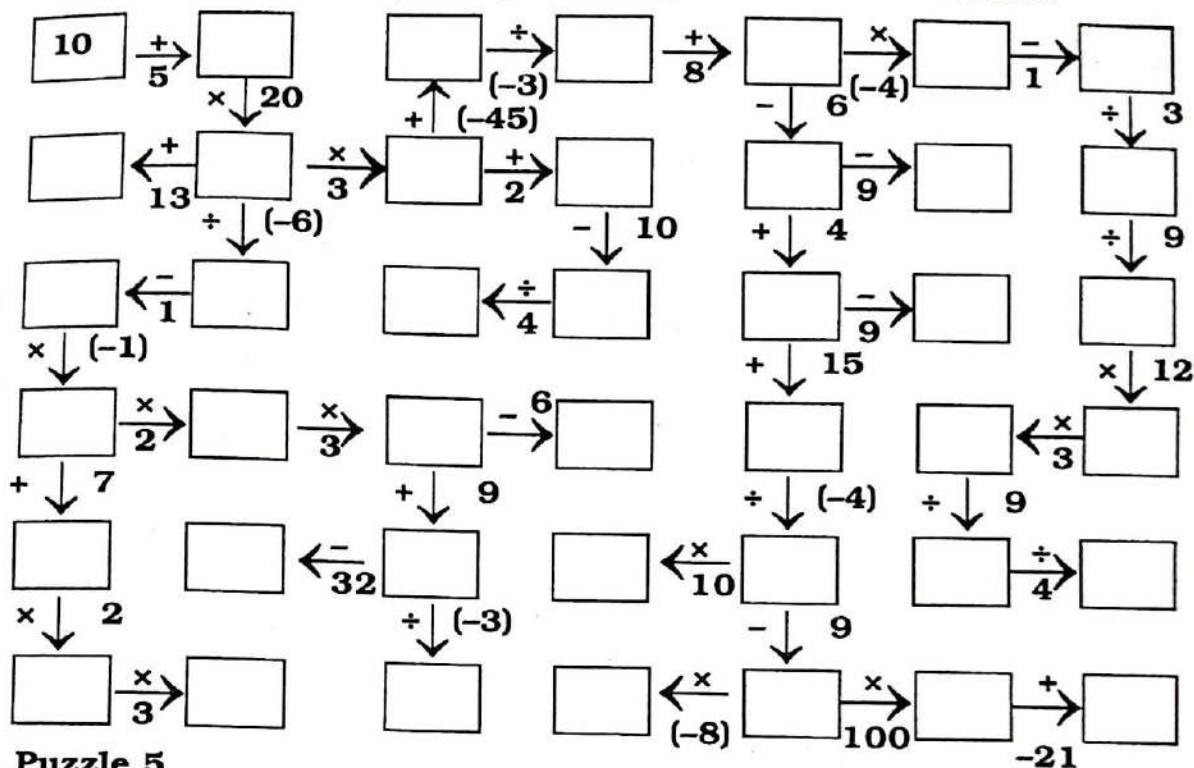
Find the name of the month of autumn equinox using suitable properties of integers by solving the following questions. Match your answer with the letter given in the table and fill it in the box provided in each question.

- (a) $(-1) \times (-2) \times (-3) \times (-4) \times (-5)$
- (b) $18946 \times 99 - (-18946)$
- (c) $-1 + (-2) + (-3) + (-9) + (-8)$
- (d) $15 \times (-99)$
- (e) $-143 + 600 - 257 + 400$
- (f) $0 \div (-12)$
- (g) $-125 \times 9 - 125$
- (h) $\frac{(-1) \times (-1) \times \dots \times (-1)}{20 \text{ times}}$
- (i) $\frac{-4 + 4 - 4 + 4 - \dots - 4}{21 \text{ times}}$

1	E
-1485	T
-120	S
-30	P
-4	R
-1250	B
1894600	E
600	E
0	M

Puzzle 4

Complete the number grids by following the direction of arrows.



Puzzle 5

Solve the following riddles.

- (a) Minus of minus six

Minus minus-minus-seven

What do you get if this is **added** to

minus-minus-seven again?

- (b) Now **add** the value in riddle (a) to minus four and then minus two you **take away**

Divide this by minus two

What is this value can you say?

- (c) Take the result of riddle (b) and **subtract** from it minus six

Multiply this by minus two

What will the answer be?

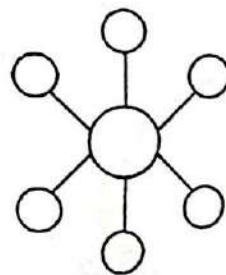


Fig 1.4

ACTIVITY (To be done Roll No Wise)

RollNo. 1 to 9

Make a working model of linear pair of angles. Take help of the link given below.

https://youtu.be/H_tljrKsG3k

RollNo. 10 to 18

2. Make a working model of types of triangles . Take help of the link given below.

<https://youtu.be/z-xrDchni9I>

RollNo.19 to 27

3.Make the nets of 3d shapes and paste it on a mount board and write the useful information related to each 3d shape as given in the link below.

<https://youtu.be/SwDjm6Ra1W4>

Rollno.28 to 36

4.Make a model of house depicting alphabetical symmetry.Take the help of given link https://youtu.be/2id_cPo3aQg

Do the revision worksheet given below in your mathematics classwork notebook.

Revision Worksheet

Q1) The expression which best describes the rational no. $\frac{0}{3}$ is:

- a)0 b)1 c)3 d) none of these.

Q2)The additive inverse of $\frac{-3}{7}$ is:

- a) $\frac{7}{-3}$ b) $\frac{4}{-3}$ c) $\frac{-4}{3}$ d) $\frac{-24}{18}$

Q3)The product of rational no. $\frac{3}{4}$ and its multiplicative inverse is:

- a)1 b)0 c) $\frac{3}{4}$ d) $\frac{9}{16}$

Q4) The value of $|-2 - (-\frac{3}{4})|$ is:

- a) $\frac{-5}{4}$ b) $\frac{5}{4}$ c) $\frac{11}{4}$ d) none of these.

Q5)The sum of rational no. $\frac{3}{7}$ and its reciprocal is:

- a)0 b)1 c) $\frac{7}{12}$ d) $\frac{58}{21}$

Q.6 Express $\frac{7}{4}$ as a rational number with denominator :- (a) -16 (b) 24

Q.7 Express $\frac{5}{11}$ as a rational number with numerator (a) -25 (b) 625

Q.8 Reduce the following rational numbers to the standard form.

(a) $\frac{14}{-32}$ (b) $\frac{63}{135}$ (c) $\frac{52}{143}$ (d) $\frac{-48}{72}$

Q.9 Write 3 equivalent rational numbers of : a) $\frac{-7}{8}$ b) $\frac{-3}{-4}$

Q.10 Represent the following rational numbers on the number line

(a) $\frac{-4}{5}$ (b) $\frac{9}{4}$

Also write the nearest integers between which each of them lies.

Q.11 Arrange each of the following in descending order.

$\frac{4}{7}, \frac{4}{9}, \frac{8}{5}, \frac{-18}{5}$

Q.12 Simplify :

(a) $\frac{15}{11} + \frac{-25}{11}$

b) $\frac{-1}{2} + \frac{5}{12}$

c) $\frac{-5}{7} + \frac{-4}{9}$

d) $\frac{13}{4} + \frac{25}{9}$

e) $\frac{21}{11} + \frac{-13}{8}$

f) $\frac{3}{4} + \frac{5}{6} + \frac{7}{8}$

g) $\frac{2}{3} + \frac{3}{4} - \frac{5}{12} - \frac{1}{8}$

h) $\frac{3}{8} \times \frac{16}{27}$

i) $\frac{-13}{19} \times \frac{-4}{13}$

Q13 State True and False

- (I) Every natural number is a rational number but every rational number need to be a natural number
- (II) Zero is a rational number.
- (III) Every integer is a rational number but every rational number need not be an integer
- (IV) Every negative integer is not a negative rational number

Q.14 Divide : a) $\frac{2}{5}$ by $\frac{-7}{25}$ b) $-5\frac{4}{9}$ by $1\frac{22}{27}$

Q.15 Find 4 rational numbers between $\frac{-1}{2}$ and $\frac{1}{2}$

Q.16 The product of two rational numbers is $\frac{-11}{15}$. If one of them is 3 , find the other.

Q.17 The sum of two rational numbers is $\frac{-5}{8}$ If one of them is $\frac{-2}{3}$, find the other.

Q.18 Simplify: $2\frac{1}{4} + 5\frac{5}{8} \times 1\frac{1}{3} - 1\frac{3}{4} \div 1\frac{1}{2}$

Q19) Find a rational no. which in standard form is equal to $\frac{4}{5}$ and the sum of its numerator and denominator is 27.

Q20) Arrange each of the following in ascending order:-

a) $\frac{2}{5}$, $\frac{-1}{6}$, $\frac{5}{-12}$, $\frac{-11}{30}$

1. पाठ -1 ,2 ,3 का करवाया गया समस्त कार्य याद करें।
2. प्रतिदिन हिंदी समाचार पत्र , पत्रिका पढ़ें।
3. पाठ - 4 ,6 ,9 पढ़ें, उसमे से नए शब्द ,शब्द अर्थ लिख कर वाक्य भी बनायें .
4. संकट के समय सच्चे मित्र की पहचान होती है। इस विषय पर आधारित कहानी अपने शब्दों में चित्र सहित लिखिए .
(ए-4 शीट पर)
5. देश भक्ति की भावना से ओत -प्रोत दो कविताएँ सचित्र लिखिए . (ए-4 शीट पर)
6. विश्व की सबसे ऊँची चोटी माउन्ट एवेरस्ट पर सचित्र परियोजना (प्रोजेक्ट)
बनायें . (स्क्रेप फाइल में)
7. प्रेमचंद , महादेवी वर्मा , रामधारी सिंह दिनकर , जय शंकर प्रसाद इनमे से किसी भी हिंदी के साहित्यकार एक रचना पढ़ कर उसकी समीक्षा सचित्र लिखये (ए - 4 शीट पर)
8. अनुच्छेद लिखिए (कॉपी में)
 - (i) भारतीय समाज पर पाश्चात्य संस्कृति का प्रभाव
 - (ii) कोरोना काल का जन जीवन पर प्रभाव

प्र० -1 पुराने रूप में लिखिए -

- | | |
|---------------------|-------------------|
| 1) विद्यार्थी ----- | 4) मिट्टी ----- |
| 2) सिद्धांत ----- | 5) ब्राह्मण ----- |
| 3) पत्ता ----- | 6) द्वार ----- |

प्र० -2 उचित स्थान पर अनुस्वार अथवा अनुनासिक लगाइए -

- | | | |
|----------|---------|----------|
| 1) कगन | 4) आगन | 7) निबध |
| 2) गूजता | 5) आरभ | 8) कापना |
| 3) अक | 6) काटा | 9) कबल |

प्र० - 3 निम्नलिखित शब्दों के विलोम शब्द लिखिए -

- | | |
|--------------------|-----------------|
| 1) निरक्षर ----- | 6) आदर ----- |
| 2) सार्वजनिक ----- | 7) क्रय ----- |
| 3) जय ----- | 8) आरोह ----- |
| 4) गमन ----- | 9) आदान ----- |
| 5) प्राकृत ----- | 10) सज्जन ----- |

प्र० - 4 भाववाचक संज्ञा बनाइए -----

- | | |
|----------------|-----------------|
| 1) अपना ----- | 6) शत्रु ----- |
| 2) सभ्य ----- | 7) प्रभु ----- |
| 3) मानव ----- | 8) मीठा ----- |
| 4) मित्र ----- | 9) लम्बा ----- |
| 5) खट्टा ----- | 10) सुंदर ----- |

प्र० -5 पर्यायवाची शब्द लिखिए -----

- | | |
|----------------|-----------------|
| 1) समीर ----- | 6) कमल ----- |
| 2) घन ----- | 7) अहंकार ----- |
| 3) पीड़ा ----- | 8) नदी ----- |
| 4) पुत्र ----- | 9) पक्षी ----- |
| 5) गंगा ----- | 10) असुर ----- |

प्र० -6 रेखांकित शब्दों के संज्ञा के भेद लिखिए -

- 1) मोहित दिल्ली गया था। -----
- 2) फूल में खुशबू है। -----
- 3) उसकी निर्धनता से वह दुखी था। -----
- 4) स्वामी दयानन्द ने आर्य समाज की स्थापना की थी। -----
- 5) महात्मा गाँधी अहिंसा के पुजारी थे। -----
- 6) मेरा विद्यालय घर के पास ही है। -----
- 7) ताजमहल सुंदर इमारत है। -----
- 8) मैंने ताजे फल खरीदे। -----
- 9) मेरा बचपन खेल कूद में बीता। -----
- 10) रामचरित मानस तुलसीदास जी ने लिखी थी। -----

प्र० -7 निम्नलिखित शब्दों के शुद्ध रूप लिखिए -

- | | |
|-------------------|------------------|
| 1) अंजान ----- | 4) आसूओं ----- |
| 2) अंतरीक्ष ----- | 5) प्रतक्ष ----- |
| 3) आईए ----- | 6) उपलक्ष ----- |

प्र० - 8 वाक्यांश के लिए एक शब्द लिखिए -

- 1) जिसमें धैर्य हो -----
- 2) जहाँ पहुँचना सरल हो -----
- 3) जो बहुत बोलता हो -----
- 4) जिसे जाना न गया हो -----
- 5) कलाकार द्वारा बनाई गई वस्तु -----
- 6) जो संगीत का ज्ञाता हो -----
- 7) जिसमें दया का भाव हो -----
- 8) जो कठिनाई से समझ आए -----

VII SCIENCE HOLIDAY HOMEWORK (2020-21)

1. Water is necessary for the sustenance of human life. While the supply seems abundant, water is not a limitless resource, particularly the fresh potable water most necessary to human survival. Without conservation efforts, this vital supply of water may be exhausted. Conservation carries economic benefits as well, as energy and equipment are also conserved as a direct result of water preservation efforts.

Tomorrow morning you wake up and find that there's no water running from the washroom tap. So, you go to the kitchen and find there's no water in the kitchen tap too. This goes on for a few hours and you realize that water from the world has vanished mysteriously. What would happen? And there's no one to blame but ourselves. Hard to imagine, isn't it? So let's not waste any more time and start conserving water this minute itself.

Few activities have been allotted to you to become a water saviour.

- A) Fill in the survey form given below to know whether you are conserving water or not.

WATER CONSERVATION SURVEY FORM

NAME OF THE STUDENT:-_____ CLASS: -_____ SEC:-_____

Learn tips on how to save Earth's most precious natural resource while you fill out this quick 10-question (all very simple) survey.

*** 3=Very likely 2=somewhat likely and 1=not likely

Question Title

1. Do you turn off the water while you brush your teeth? (you should)

- ☐ 3
- ☐ 2
- ☐ 1

Question Title

2. Would you install a low-flow showerhead? (a low-flow showerhead uses 65% less water than a standard one)

- ☐ 3
- ☐ 2
- ☐ 1

Question Title

3. Do you take showers instead of baths? (showers are better)

- ☐ 3
- ☐ 2
- ☐ 1

Question Title

4. Do you take a short (5 min.) bath/shower? (you should)

- ☐ 3
- ☐ 2
- ☐ 1

Question Title

5. Do you never flush garbage down the toilet? (you should always never flush garbage down the toilet)

- ☐ 3
- ☐ 2
- ☐ 1

Question Title

6. Do you repair all leaks? (you should)

- ☐ 3
- ☐ 2
- ☐ 1

Question Title

7. Do you not let the water run continuously while washing fruits and veggies? (you should not let the water run continuously while washing fruits and veggies)

- ☐ 3
- ☐ 2
- ☐ 1

Question Title

8. Do you not let the water run continuously while hand washing dishes? (you should not let the water run continuously while hand washing dishes)

- ☐ 3
- ☐ 2
- ☐ 1

Question Title

9. Do you keep a pitcher of water in the refrigerator instead of running the tap for a glass of cold water? (you should)

- ☐ 3
- ☐ 2
- ☐ 1

Question Title

10. Do you always turn off all taps tightly so they don't drip? (you should; even a tiny drip can waste mass amounts of water)

- ☐ 3
- ☐ 2
- ☐ 1

- B) Make your own water conservation hand out. A sample is being provided to you in the form of a picture. Refer the sample for making the handout.



- C) Make a project report on “WASTE WATER TREATMENT”. The topics that you have to include in your project report are: -waste water, sewage, sewerage system, how waste water is treated in sewerage system. Use A-4 size sheets for making the project. Paste related pictures.



COVER PAGE OF PROJECT REPORT

2. Forests are our Lifeline. We all depend upon forests in some way or the other for survival. Forests provide us with fresh air to breathe, food, medicines, and other sources like wood, fodder and other raw materials for the industries. Forests prevent soil erosion and hold the earth firmly. The forests are being destroyed continuously to make the land available for other uses. Forests are the natural source of resources. With the advent of industrialization, forests have been constantly depleted for raw materials. Also with the rising population, there is competition for food and space. This had led to the depletion of forests on a large scale.

Deforestation has affected the climate and in turn our lives. There is a shortage of rainfall. The resources are also depleting rapidly and will not be available in future. The temperature is rising tremendously which has led to the melting of glaciers which has increased the water levels.

The weather changes and earthquakes are a result of deforestation. The trees hold the earth firmly. Due to the forest depletion, the grip of the earth is loosened which causes frequent earthquakes.

Thus we see how forests act as our lifeline. It is very important to preserve the forests. Forest is the natural resources which are being destroyed by the humans for their use. We should conserve this natural resource as it is one of the fundamental constituents for the sustainability of life on the earth.

Facts about Forests

- Forests play an essential role in the existence of life on earth.
- 80% of the world's animal species depend on the forests for their homes
- Forests are the lungs of our planet. It plays a crucial role in improving air quality.
- Forests are storehouses of biodiversity. As per the estimations, there are around three trillion trees globally.
- Forests are the treasures of medicines. There are 5000 years old plants and about 60% of the medicines are originated from the rainforest.

Stratification in Forests


Stratification is defined as dividing a natural habitat into several layers depending upon the heights of plants or vegetation of that area. This allows minimization of competition among the animals and allows them to survive easily. The number of layers a forest has depends upon the climate, temperature, availability of light, type of soils and rainfall. Generally, the trees of a forest are divided into following sections:

- **The Forest Floor:** It comprises of the shed leaves, stems, bark and the top layer of soil.
- **The Herb Layer:** It consists of plants without woody stem those grow above the ground such as grasses. They are usually less in number in the forests.
- **The Shrub Layer:** It consists of plants small to medium sizes. This layer requires the most sunlight.
- **The Understory:** It consists of plants that grow above the forest floor but lower than the canopy. They require less amount of light in order to grow.
- **The Canopy:** It consists of the tree crowns. It is always exposed to sunlight.
- **The Emergent Layer:** It consists of the topmost layer of trees. It is generally found in tropical forests.

A Roll no 1-10 Make a model to show the layers in forests. A sample is being provided to you. Refer the sample for doing the activity.



Roll no 11-20 Make your habitat facts trading cards of tropical rain forests and Polar regions. A sample is given below in the form of picture. Refer the sample for doing the activity.



Roll NO. 21-30 Make a tropical rainforest terrarium in a mason jar/ glass bowl/ glass/ plastic bottle. Open the link given below to know the procedure.



https://youtu.be/sdWsE_y7TJw

Roll No 31 and onwards Make a 3D NATURE SUN CATCHER


How To Make A 3D Nature Suncatcher

MATERIALS


- A cardboard box
- Butter paper
- Nature items such as flowers, leaves, and ferns
- Scissors and x knife
- Packaging tape (optional)

INSTRUCTIONS

Step 1 : start with a simple cardboard box. Tape the flaps up using packaging tape. Then, with scissors, cut rectangles out of each side, leaving an inch or two of cardboard “frame” around each opening.



Step 2 :: Then cut pieces of butter paper/ tracing paper to cover each of the framed openings.



Step 3 :: collect flowers, leaves, feathers from around the garden for the 3D nature sun catchers.



Step 4 :: stick the flowers, leaves etc on the outer side of the paper.



Step 5 :: Finally, add another sheet of contact paper over the top of the flower petals to seal the panels.

View Your 3D Nature Sun catcher With Various Light Sources

1. First, hold the nature sun catchers up to the windows to see the light shine **behind** the colourful, translucent flower petals.

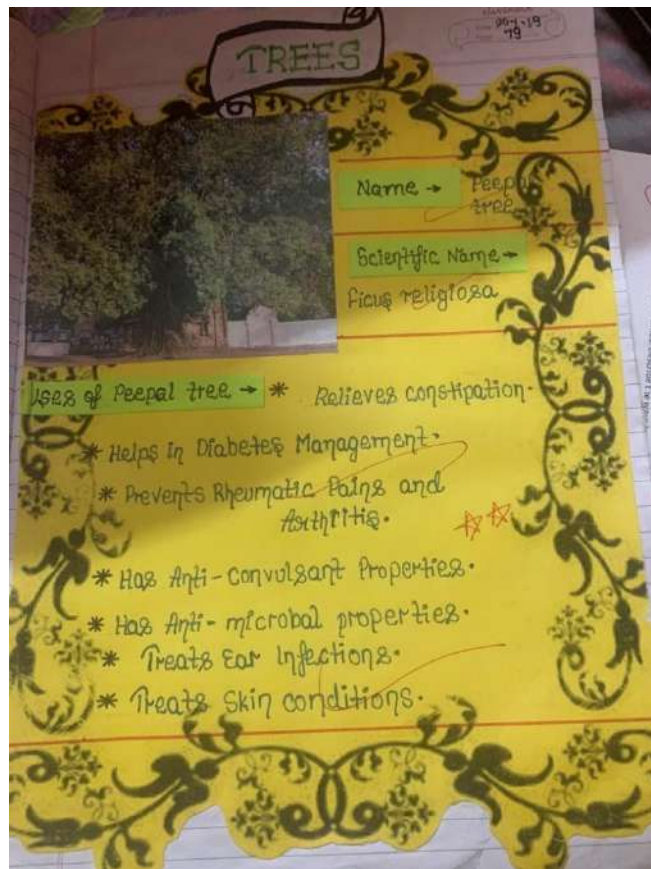


2. Then hold the 3D nature suncatcher over the bulb to see how it looks with a light source **inside**.



YOUR 3 D SUNCATCHER IS READY!

B. MAKE FOUR FLASH CARDS OF ANY FOUR TREES COMMONLY FOUND IN INDIA. YOU CAN REFER THE CHAPTER CH- 15 GIVEN IN YOUR BOOK. YOU HAVE TO USE WASTE CARDS. ON ONE SIDE PASTE PICTURE OF TREE AND ON THE OTHER SIDE WRITE ITS COMMON NAME, SCIENTIFIC NAME, ITS IMPORTANCE.



3. Complete CH-1,2,4,14 in notebook. Revise all the work done.

NOTE: - The activities given in point 1 and point 2 B part are meant for all the students. The activities given in part A of second point are roll number wise.

CLASS VII SST HOLIDAY HOMEWORK (2020-21)

COMPULSORY FOR ALL

Q1. With the help of the following points, write a paragraph on Richter scale.

- Charles Francis Richter
- An American Seismologist
- Invention of Richter scale
- Functions of Richter scale

Q2. You are a citizen of India which is a Democratic Republic. Prepare a project report mentioning the reasons why you would not like to live in a country run by a Dictator.

OR

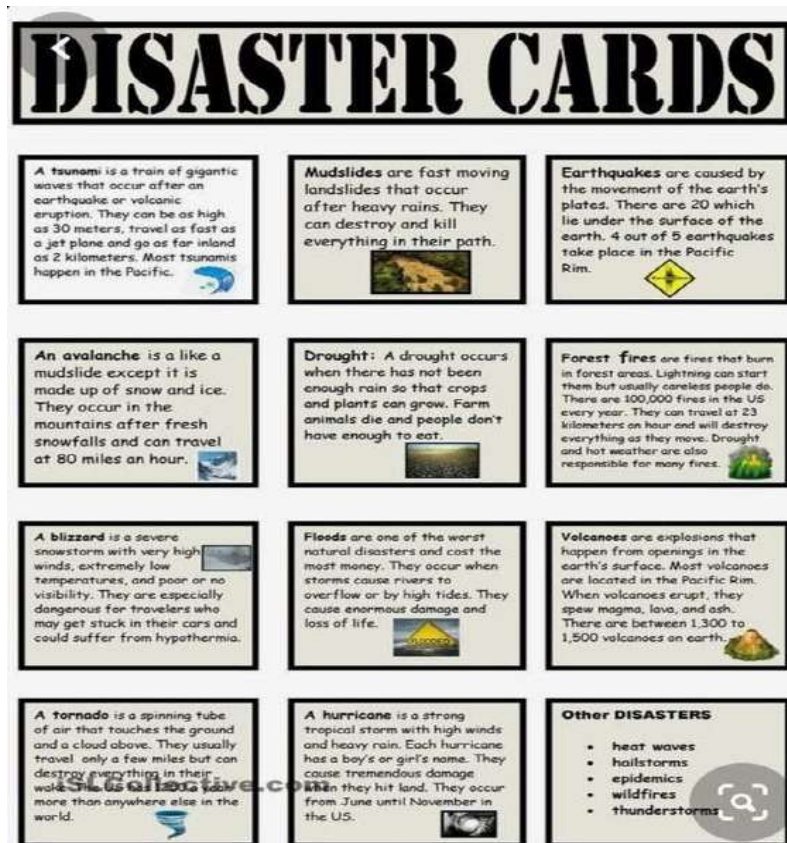
Find out which type of government is present in the following countries- Pakistan, England, America and India.

Write details of your research and prepare PPT on any one country and its type of government.

Q3.a) Natural Disasters

“A natural disaster is a natural event such as a flood, earthquake, or hurricane that causes great damage or loss of life.”

Make disaster cards on any 5 disasters. Make the card of dimension 10cm X 10 cm. Write the Name of the disaster, features of the disaster, paste/draw pictures also. You can take help from the picture given below.



b) Prepare a Case Study on Odisha cyclone (2019) FANI, on A4 size sheets.(Mention its causes, effects, pictures and the steps taken by the government)

Q4. Create Manuscript

Make your own manuscript.

Take leaves and ink pen for writing the manuscript. Also make a beautiful cover page of your Manuscript and use a ribbon for tying it up.

Answer the following questions roll no. wise:

Roll no. 1 to 15: Q: - How the earlier people wrote?

Roll no. 16 to 30: Q: - State the difficulties faced by you while writing the manuscript

Roll no. 31 onwards: Q: - Write down the difficulties storing the manuscripts.

Instructions-

(i) Paste the manuscript on the scrapbook carefully.

(ii) Write down the answer in the scrapbook.

(iii) Use your creativity while making the manuscript.

Q5. Make a presentable and attractive scrapbook of the following work.

a) Find out about 10 monuments of the medieval period built in India. Collect the pictures and information on these monuments.

b) Find out information and pictures about the foreign visitors and information they have about India during the Medieval period.

Roll no. 1 to 15: Ibn Battutah

Roll no. 16 to 30: Marco polo

Roll no. 31 onwards: Bernier

c) Write the poem Prithviraj Raso by Chand Bardai and some information about the poem.

Q6. Read the following article:

THE HINDU
WEDNESDAY, MAY 11, 2022
IN SCHOOL

Journey to the end of the Earth

This year marks the 200th anniversary of the discovery of Antarctica. Let's take a look at some of the daring explorations to the last-discovered continent that made us redraw the world map

Lighting

The history of Antarctic discovery is riddled with claims and counter claims. The belief that there must be land down south to balance land up north is said to have existed since the time of Greek geographer Ptolemy. However, it would not be until around 1660 when Dutch sailors got close to the elusive land. In 1771, British explorer James Cook became the first to cross the Antarctic Circle, but, no sighting of the land got. That happened in 1839. Two different teams on an expedition - one each from Russia (led by Fabian Gottlieb von Bellingshausen) and Britain (led by James Clark Ross) claimed knowledge. Cook is said to have first sighted the landmass in January. Though it's debated who exactly saw Antarctica first, it is certain 1842 was the year the continent first became visible to humankind.

Explorers

Over 1800 several expeditions have been taken up, leading to a better understanding of the continent. Some people in these expeditions have died and for pioneering efforts, which came far closer yet and closer of unveiling or revealing. Here are a few such.

James Cook: In 1771, this British explorer crossed what is now named after him - the Ross Sea. That was the first time anyone had entered so far into the south.

James Clark Ross: Having located the north magnetic pole in 1831, British naval officer James Clark Ross went on to find the way to locate the south magnetic pole in 1841. He returned after four years back to England without being able to complete his mission, but his ground-breaking effort paved the way for many other explorers to journey on.

Robert Falcon Scott: After a first expedition in 1910, this British naval officer set off again in 1911 with the desire to become the first one to reach the South Pole. After four hard winter months already at it, he did make it to the South Pole. But sadly, he was neither the first nor did he make it back after from the continent.

Roald Amundsen: This Norwegian was the winner of the famous "race to the South Pole". He reached the South Pole in December 1911, at least a good month before competitor Scott did.

Rimov Shastri: In an expedition to Antarctica, explorer (and Shastri, who made three expeditions to the continent. The third expedition in the most celebrated, he set out with 77 others on 1914 on the vessel Endurance. The team hoped to traverse the continent. However, Endurance got trapped in ice after a journey marked by hunting and trekking in uncomfortable conditions. Shastri's team help and every single person in the expedition was rescued.

How did Antarctica get its name?

The word has Latin origin. Not frequent or repeated word, but it's used in scientific papers. The word was first used in 1829 by the British naval officer James Clark Ross. He was the first to use the word "Antarctica" to refer to the continent. The word was first used in 1829 by the British naval officer James Clark Ross. He was the first to use the word "Antarctica" to refer to the continent.

Did you know?

Antarctica is the driest, coldest, windiest place on the planet.

- > It's much as 98% of Antarctica is covered by ice. It holds nearly three-fourths of the world's fresh water.
- > A single of mountain, reaching to thousands of feet and many lakes lie buried in Antarctic ice.
- > Natural lakes in the continent, other lakes on the planet.
- > Antarctica's largest water body is named in a English name! The Antarctic Wedge is under a sea long.
- > Penguins are the most abundant birds in Antarctica, many species live in large colonies.
- > Though there are no permanent residents in Antarctica, researchers and scientists from across the globe reside in research stations.

Can we visit Antarctica?

Yes, we can! Several tours are organized to Antarctica which sees thousands of visitors every year. But remember, due to its extremely pristine environment and fragile ecosystem, we may also put the wildlife there at risk.



“The two components of the natural environment, that is the physical and the biological, are largely interdependent on each other and cannot be separated”

Using your imagination and knowledge of the above statement create a comic strip between two polar bears (you can use other polar animals) about how recent changes because of coronavirus pandemic in the life of the most important component of the biological environment, ie. human beings might change our physical environment in a positive way. Your comic strip should have a minimum 10 dialogue exchange.

You can take help from the given comic strip and make it as colourful and beautiful as you can.



NOTE: Make a beautiful folder from waste material like cloth, newspaper etc. to keep all the sheets of holiday homework.

Revision Worksheet

Q1. Fill in the blanks:

- The two groups of environment are _____ and _____.
- The world environment day is celebrated on _____.
- _____ is an example of the literary source of the medieval period of Indian history.
- The science of study of landforms is known as _____.
- Two foreign travellers who wrote traveller accounts on India during the medieval period are _____ and _____.
- The soil found in peninsular India is _____.
- The national and state government records are kept in _____.
- The soil suitable for growing cotton is _____.
- River channels separating from the main river are known as _____.
- _____ were hired to copy manuscripts.

Q2. Define:

- Snow line
- Manuscripts
- Glacier
- Denudation
- Scribe
- Biosphere
- Soil

Q3. Differentiate between a national park and wildlife sanctuary.

Q4. Explain the important role played by human beings in changing the face of the earth's surface.

Q5. Name two historical accounts of the medieval period of Indian history. Also write the names of their writers.

Q6. List the steps by which we can stop the exploitation of the environment.

Q7. Differentiate between continental and mountain glaciers.

Q8. With the help of an example highlight how meanings of words and terms have changed with time.

Q9. Name four archaeological sources of the medieval period of Indian history.

Q10. 'Environment is called the basic life support system'. Explain

पाठ - 1

1. पाठ से छांटकर कठिन शब्दों को लिखिए।

(कठिन शब्दों की संख्या 12 से कम ना हो)

2. पाठ के नीचे दिए गए शब्दार्थों को लिखें।

अगर आप उनसे अलग अन्य शब्दों के हिंदी लिखना चाहते हैं, तो आपके पास जो वीडियो भेजी गई है उसे देखकर अन्य शब्द की हिंदी भी आप लिख सकते हैं।

3. पाठ की अभ्यास में 4,5,6,7 प्रश्न उत्तर पुस्तिका में करने हैं।

गतिविधि

1. बुद्धिमत्ता पर आधारित कथा अपनी उत्तर पुस्तिका में संस्कृत में लिखिए

2. बुद्धि पर आधारित श्लोकों का संग्रह करें।

पाठ - 2

1. पाठ से छांटकर कठिन शब्दों को लिखिए।

(कठिन शब्दों की संख्या 12 से कम ना हो)

2. पाठ के नीचे दिए गए शब्दार्थों को लिखें।

अगर आप उनसे अलग अन्य शब्दों के हिंदी लिखना चाहते हैं, तो आपके पास जो वीडियो भेजी गई है उसे देखकर अन्य शब्द की हिंदी भी आप लिख सकते हैं।

3. पाठ की अभ्यास में 4,5,6,7 प्रश्न उत्तर पुस्तिका में करने हैं।

गतिविधि

1. अभ्यास के महत्व पर आधारित सूक्तियों का संग्रह करें।

2. आपके द्वारा अभ्यास से प्राप्त सफलता का वर्णन संस्कृत में अपनी उत्तर पुस्तिका में कीजिए।

व्याकरण**1. उपसर्ग**

👉 इस लिंक पर जाकर उपसर्गों को और अधिक विस्तृत रूप से समझने का प्रयास करें।

<https://youtu.be/reJ6mDx-w4c>

पृष्ठ संख्या 20 पर दी गई उपसर्ग की अभ्यास को अपनी उत्तर पुस्तिका में कीजिए।

2. शब्द रूप एतत् और किम् तीनों लिंगों में याद कीजिए तथा उनसे वाक्य निर्माण का प्रयास कीजिए।

(वाक्य निर्माण की सहायता के लिए नीचे कुछ चित्र दिए गए हैं उन्हें देखें तथा अच्छी प्रकार समझे और उनकी सहायता से नए वाक्य बनाने का प्रयास करें।)

एषा एतन्त् शब्द, श्री. प्रथमा एकवचन	का किम् शब्द, श्री. प्रथमा बहुवचन	राज्य राज्य शब्द, श्री. प्रथमा बहुवचन	
<p>कौ राज्य भारी अस्ति ? अथ राजा की भारी है ?</p> <p>एषा (सीता) राज्य भारी अस्ति । मे (सीता) राज की भारी है ।</p>			
एते एतन्त् शब्द, श्री. प्रथमा द्विवचन	के किम् शब्द, श्री. प्रथमा द्विवचन	वारी वारी शब्द, श्री. प्रथमा द्विवचन	
<p>के बालिको अस्ति ? कौन दो लड़कियों वारी में खेलती है ?</p> <p>एते बालिको वारी खेलते । वे दो लड़कियों वारी में खेलती हैं ।</p>			
एताः एतन्त् शब्द, श्री. प्रथमा बहुवचन	काः किम् शब्द, श्री. प्रथमा बहुवचन	बाधः बाध शब्द, श्री. प्रथमा बहुवचन	
<p>काः कुलम् सद्यः आसन् ? कौन कुल की लड़कियाँ थीं ?</p> <p>एताः कुलम् सद्यः आसन् । वे कुल की लड़कियाँ थीं ।</p>			

इयम् एतन्त् एतन्त् शब्द, श्री. द्वितीया एकवचन	काम् किम् शब्द, श्री. द्वितीया बहुवचन	बालिका बालिका शब्द, श्री. द्वितीया एकवचन	
<p>कौ बालिका अध्यापकः पाठयति ? किस बालिका को अध्यापक पढ़ाता है ?</p> <p>एताम्/ एनाम् बालिका अध्यापकः पाठयति । इस बालिका को अध्यापक पढ़ाता है ।</p>			
इमे एते एतन्त् शब्द, श्री. द्वितीया द्विवचन	के किम् शब्द, श्री. द्वितीया द्विवचन	मानुः मानु शब्द, श्री. पक्षी एकवचन	
<p>के अनुतः मानुः कथा ? जोय दोनो बाल की बाल सुनती है ?</p> <p>एते/ एने अनुतः मानुः कथा । वे दोनो बाल की बाल सुनती हैं ।</p>			
एताः/ एताः एतन्त् शब्द, श्री. द्वितीया बहुवचन	काः किम् शब्द, श्री. द्वितीया बहुवचन	बालिकाः बालिका शब्द, श्री. द्वितीया बहुवचन	
<p>काः बालिकाः पाठयति अध्यापिका ? किस लड़कियों को अध्यापिका पढ़ाती है ?</p> <p>एताः/ एनाः बालिकाः पाठयति अध्यापिका । इस लड़कियों को अध्यापिका पढ़ाती है ।</p>			

एतया एतया एतन्त् शब्द, श्री. तृतीया एकवचन	कथा किम् शब्द, श्री. तृतीया बहुवचन	लेखिका लेखिका शब्द, श्री. तृतीया एकवचन	
<p>कथा लेखिका लिखति अध्यापकः ? किस लेखिका से अध्यापक लिखता है ?</p> <p>एतया/ एनया लेखिका लिखति अध्यापकः । इस लेखिका से अध्यापक लिखता है ।</p>			
एताभ्याम् एतन्त् शब्द, श्री. तृतीया द्विवचन	काभ्याम् किम् शब्द, श्री. तृतीया द्विवचन	बालिकाभ्याम् बालिका शब्द, श्री. तृतीया द्विवचन	
<p>काभ्याम् बालिकाभ्याम् क्रीडति शिशुः ? किस दो लड़कियों के साथ बच्चा खेलता है ?</p> <p>एताभ्याम् बालिकाभ्याम् क्रीडति शिशुः । इस दो लड़कियों के साथ बच्चा खेलता है ।</p>			
एताभिः एतन्त् शब्द, श्री. तृतीया बहुवचन	काभिः किम् शब्द, श्री. तृतीया बहुवचन	लताभिः लता शब्द, श्री. तृतीया बहुवचन	
<p>काभिः लताभिः पुष्पाणि विनोति बालिका ? किस लताओं से लड़की पुष्प चुनती है ?</p> <p>एताभिः लताभिः पुष्पाणि विनोति बालिका । इस लताओं से लड़की पुष्प चुनती है ।</p>			

एतस्यै एतन्त् शब्द, श्री. पञ्चमी एकवचन	कर्यै किम् शब्द, श्री. पञ्चमी बहुवचन	लतायै लता शब्द, श्री. पञ्चमी बहुवचन	
<p>कर्यै अथ हारः शालुचिह्नित माला ? किसको के हार देता पढ़ाती है माला ?</p> <p>एतस्यै (राज्य) अथ हारः शालुचिह्नित माला । इस (राज्य) को के हार देता पढ़ाती है माला ।</p>			
एताभ्याम् एतन्त् शब्द, श्री. पञ्चमी द्विवचन	काभ्याम् किम् शब्द, श्री. पञ्चमी द्विवचन	बालिकाभ्याम् बालिका शब्द, श्री. पञ्चमी द्विवचन	
<p>काभ्याम् बालिकाभ्याम् कर्कशं ददाति पिता ? किस दो बालिकाओं को कर्कश देता है पिता ?</p> <p>एताभ्याम् बालिकाभ्याम् कर्कशं ददाति पिता । इस दो बालिकाओं को कर्कश देता है पिता ।</p>			
एताभ्यः एतन्त् शब्द, श्री. पञ्चमी बहुवचन	काभ्यः किम् शब्द, श्री. पञ्चमी बहुवचन	श्रीभ्यः श्री शब्द, श्री. पञ्चमी बहुवचन	
<p>काभ्यः श्रीभ्यः कर्कशं ददाति राजा ? किस बालों को राजा कर्कश देते हैं ?</p> <p>एताभ्यः श्रीभ्यः कर्कशं ददाति राजा । इस बालों को राजा कर्कश देते हैं ।</p>			

एतस्याः एतन्त् शब्द, श्री. पञ्चमी एकवचन	कस्याः किम् शब्द, श्री. पञ्चमी बहुवचन	अनन्त् वा पाठुः पठ् प्र.पु. बहुवचन	
<p>कस्याः लतायाः पुष्पाणि पुष्पाणि अपनन् ? किस लता से वे पुष्प लेते हैं ?</p> <p>एतस्याः लतायाः पुष्पाणि पुष्पाणि अपनन् । इस लता से वे पुष्प लेते हैं ।</p>			
एताभ्याम् एतन्त् शब्द, श्री. पञ्चमी द्विवचन	काभ्याम् किम् शब्द, श्री. पञ्चमी द्विवचन	श्रीभ्यः श्री शब्द, श्री. पञ्चमी द्विवचन	
<p>काभ्याम् श्रीभ्यः कर्कशं ददाति ? किस दो बालों से कर्कश देता है ?</p> <p>एताभ्याम् श्रीभ्यां कर्कशः ददाति बाल । इस दो बालों से कर्कश देता है बाल ।</p>			
एताभ्यः एतन्त् शब्द, श्री. पञ्चमी बहुवचन	काभ्यः किम् शब्द, श्री. पञ्चमी बहुवचन	लताभ्यः लता शब्द, श्री. पञ्चमी बहुवचन	
<p>काभ्यः लताभ्यः पुष्पाणि विनोति बाला ? किस लताओं से बाल चुनती है लड़की ?</p> <p>एताभ्यः लताभ्यः पुष्पाणि विनोति बाला । इस लताओं से बाल चुनती है लड़की ।</p>			

एतस्याः एतन्त् शब्द, श्री. पञ्चमी एकवचन	कस्याः किम् शब्द, श्री. पञ्चमी बहुवचन	श्रियाः श्री शब्द, श्री. पञ्चमी बहुवचन	
<p>कस्याः श्रियाः श्रियाः सन्ति ? किस श्री की वे श्रिया हैं ?</p> <p>एतस्याः श्रियाः एताः श्रियाः सन्ति । इस श्री की वे श्रिया हैं ।</p>			
अनयोः एतयोः एतन्त् शब्द, श्री. पञ्चमी द्विवचन	कयोः किम् शब्द, श्री. पञ्चमी द्विवचन	बालिकायोः बालिका शब्द, श्री. पञ्चमी द्विवचन	
<p>अनयोः एतयोः कर्कशं ददाति ? किस दो लड़कियों की वे कर्कश हैं ?</p> <p>एतयोः/ एनयोः बालिकायोः कर्कशं ददाति बाल । इस दो लड़कियों की वे कर्कश हैं ।</p>			
एतासाम् एतन्त् शब्द, श्री. पञ्चमी बहुवचन	कासाम् किम् शब्द, श्री. पञ्चमी बहुवचन	श्रीताम् श्री शब्द, श्री. पञ्चमी बहुवचन	
<p>कासाम् श्रीताम् श्रियाः सन्ति ? किस बालों की वे श्रिया हैं ?</p> <p>एतासाम् श्रीताम् श्रियाः सन्ति । इस बालों की वे श्रिया हैं ।</p>			

एतस्याम् एतन्त् शब्द, श्री. सप्तमी एकवचन	कस्याम् किम् शब्द, श्री. सप्तमी बहुवचन	कस्याम् कथा शब्द, श्री. सप्तमी एकवचन	
<p>कस्याम् कस्याम् एते बालकाः पठयति ? किस बाल से वे लड़के पढ़ते हैं ?</p> <p>एतस्याम् कस्याम् एते बालकाः पठयति । इस बाल से वे लड़के पढ़ते हैं ।</p>			
एतयोः/ एनयोः एतन्त् शब्द, श्री. सप्तमी द्विवचन	कयोः किम् शब्द, श्री. सप्तमी द्विवचन	बालिकायोः बालिका शब्द, श्री. सप्तमी द्विवचन	
<p>कयोः बालिकायोः बुद्धिः अधिका वर्तते ? किस दो लड़कियों में बुद्धि अधिका है ?</p> <p>एतयोः/ एनयोः बालिकायोः बुद्धिः अधिका वर्तते । इस दो लड़कियों में बुद्धि अधिका है ।</p>			
एतासु एतन्त् शब्द, श्री. सप्तमी बहुवचन	कासु किम् शब्द, श्री. सप्तमी बहुवचन	अध्यापिका अध्यापिका शब्द, श्री. सप्तमी बहुवचन	
<p>कासु अध्यापिका सस्कृतं पाठयति ? किस कासु में अध्यापिका सस्कृत पढ़ाती है ?</p> <p>एतासु कासु अध्यापिका सस्कृतं पाठयति । इस कासु में अध्यापिका सस्कृत पढ़ाती है ।</p>			

नोट- अभ्यास लेखन का काफी कार्य करा दिया गया है जिन बच्चों में कार्य नहीं किया उसे कृपया पूरा करें।

