

Summer Holidays !


Let's beat the heat when summer is at its peak!!

Dear Parents,

Summer vacations are from 27th May 2020 to 30th June 2020 and school will reopen on July 1st, 2020.

During the summer vacation try to speak in English with your child and spend quality time with your family.

It's time to relax at home from scorching heat, and pandemic disease COVID-19 which is a very difficult time to manage



Please stay at home, as the bigger the crowd, the more people can be infected by transmission because COVID-19 has different levels to its structure. It can affect a multitude of people in varying ways regardless of age.

STORMS DON'T LAST FOREVER, THIS TOO SHALL PASS.

In this summer vacation, we have planned some holiday homework such as activities, worksheets, projects and many more for children to enhance his/her learning skills in a fun-filled way and to ensure that they continue the learning process within the security of their homes. This way, you can make your vacations more interesting and meaningful.

We are certain that you will cooperate with us always in this endeavour.

I thank you all for your support.

STAY HEALTHY STAY SAFE

Have a happy time together

Warm Regards

Headmistress

ENGLISH HOLIDAY HOMEWORK

CLASS-5

1. Read the newspaper daily. Pick out the new words that you find interesting and prepare your own dictionary of around 50-60 words to enhance your vocabulary. Find out their meanings using a dictionary and frame sentences using them.

2. **Two pics one word Album:**

Find out 8 words that can be used both as a noun and as a verb. Make sentences using them where they are used both as a noun and as a verb. Stick pictures too to make your album colourful and interesting. Do the given work on A-4 size sheets.

Example: **WATCH**



Noun: My mother gave me a watch.



Verb : I watch my favourite cartoon **daily**.

3. Make a diary entry for about 10 days. Pen down your everyday state of happiness in a small notebook. Students can paste the relevant pictures to make the assignment more presentable.

4. **Picture Composition**

Look at the picture given below and describe it in your own words.



5. Revise all the work done and complete the worksheet.

6. DO THE FOLLOWING ACCORDING TO YOUR ROLL NO.

Roll no. 1 to 25

Reading Project: Read any one or more books out of the list of books given below :

- a)The enormous crocodile
- b)Charlie and the Chocolate Factory
- c)Enid Blyton series
- d)Thumbelina

Write a **book review** on any one of the books enlisted :

Some suggestions for writing the book review :

- The name of the book along with its author,setting.
- A short summary of the story in your own words.
- What you liked and disliked about the story.
- Describe your favourite character from the story.
- Anything in the story that touched you or you found it interesting /funny/exciting/scary.

(Do the following exercises on A-4 size sheets)

Roll no. 26 to 50

Technology can do wonders and help us in many ways.Keeping in mind some of the uses of technology :

- Write a **paragraph** on what would you do if power goes out from the world and you have to spend your life without modern day gadgets.
- Make a colorful **magazine cover** on technology.

Here are some samples for your help.



ENGLISH GRAMMAR WORKSHEET

CLASS-5

Q.1 Rewrite each sentence. Add apostrophes where necessary to show a possessive word.

1. John plan is to hire more employees to get the job done.

2. The lions den is home to five playful cubs.

3. Mary and Pauls son goes to that school.

4. Marry and Zenie dance performance has been rescheduled for May 24.

5. We dropped the buckets contents and had to start all over again.

Q2. Choose the right spelling for the contractions. Remember the apostrophe takes the place of the missing letter or letters.

1. I (did not) have a pencil yesterday.
2. (You are) my best friend.
3. (He would) often come to my garden.
4. (She is) the most intelligent girl in her class.
5. We (can not) miss our English lesson.
6. (I had) not bought a house yet.
7. (We have) to meet her tomorrow.
8. (I will) give her a gift on her birthday.
9. You (will not) tell her our secret.
10. I (would not) make such a mistake.

Q.3 Fill in the following sentences using quantifiers- much, a few, a little, some, any.

1. my purse is empty. There aren't _____ coins in it.
2. I don't have _____ money. I have just \$6 only.
3. _____ boys like collecting Pokemon cards. It's a popular hobby.

4. We need _____ help to complete the project.
5. There are only _____ fish in the pond.
6. Is there _____ washroom in this shopping mall?
7. Watching too _____ TV is bad for you.
8. The kid has _____ toys, but he doesn't like to share.
9. We have only got _____ minutes left. I am afraid we won't be able to finish the game.
10. The apartment is quite small. There isn't _____ space in it. We can't put too _____ furniture in it.

Q.4 Complete the paragraph using A, An or The appropriately and put a cross(x) where no article is necessary.

I am going to travel to different places of _____ world. I saw _____ world tour offer in _____ Himalayan Times. I have signed up for _____ tour. I plan to visit _____ Malaysia, _____ Australia and _____ United States of America. I can't wait to visit _____ Disney world that is in _____ USA. But I hear it's hard to find _____ honest person there. This means I cannot rely on _____ stranger. I'll take with me _____ large handbag, _____ old camera, _____ umbrella, it may rain you never know, and _____ information book for sure. _____ money won't be _____ problem as I'll be carrying plenty of _____ money. I will also take _____ Lassie, my cute dog. He is _____ one-eyed dog but I love him all the same. Now I have to reach _____ airport. I'll return to _____ Nepal after a month.

Q.5 Tell whether the underlined noun is Countable or Uncountable.

1. Would you like some milk with your cereal? _____
2. You will need eggs and sugar for this recipe. _____
3. Dev asked for more time to finish his test. _____
4. Do you have enough information to write your report? _____
5. Misha should listen to his coach, he gives good advice. _____

Q6. Complete the following sentences using appropriate collective nouns:

1. A of birds is always a beautiful sight.
2. They welcomed the chief guest with a of flowers.
3. As we drove down the countryside, we saw a of sheep grazing in the fields.
4. The of thieves has been arrested by the police.
5. There we saw a man carrying a of clothes on his head.
6. A of musicians was hired to perform at the party.

Q7. Circle the adjective in each sentence. Underline the noun that it describes:

1. The magical wizard cast a spell on the witch.
2. The dragon in the cave was scary.
3. The unicorn ran into the dark forest .
4. The deer standing by the tree is angry.
5. The wicked witch was flying on a broomstick.
6. Karan bought two pens from the market.
7. We need some water also.
8. These walls need to be painted
9. He can speak several languages
10. Every child must be sent for a free medical check-up.

हिंदी ग्रीष्मअवकाश कार्य कक्षा -5

1). पाठ-1,2,3 का कार्य पूरा करें।

2). पाठ -4,5 ध्यानपूर्वक पढ़ें व दिए गए कठिन शब्दों का हिंदी की कॉपी में तीन - तीन बार लिख कर अभ्यास करें-

पाठ -4 = दीनार ,प्रार्थना ,अल्लहा , आइंदा , दास्तान ,कमबख्त , शुक्रिया , नसीरुद्दीन ।

पाठ -5 = दंगल, पौष्टिक, धरतीपटक, मुखजोर , क्रोधित , चिंघाड़ना , मुकाबला , बुद्धिमान , भयभीत , नियंत्रण , गप्पी ।

कठिन शब्द के अर्थ याद करें व इनके वाक्य बनाए -

पाठ -1

लड़ाई - झगड़ा, युद्ध

तख्त - सिंहासन

सुलतान - राजा

टोना-टोटका - जादू

अकलमंद - समझदार

मगज़ - दिमाग

सयाना - चालाक

ताज्जुब - आश्चर्य

हरकारा - डाकिया

फ़ौरन - तुरंत

हाज़िर - उपस्थित

चूज़ा- मुर्गी का बच्चा

इनाम - पुरस्कार

पाठ -2

दृढ़ता - मज़बूती

क्षण - पल, लम्हा

काम-काज - कार्य

उदास - मायूस

बटोर - समेट

बाधा- अड़चन

स्वर - वाणी

आजीवन - पूरा जीवन

पाठ -3

निर्णय - फ़ैसला

मींचे - बंद किए

महटियाए- मिट्टी से ढके हुए

हौले-से - धीरे से

धकियाना - ठेलना

हड़बड़ - जल्दी-जल्दी

पाठ -5

दंगल - कुश्ती

बलशाली- ताकतवर

शक्ति - ताकत

व्यायाम - कसरत

भोजन - खाना

सामान्य- साधारण

होश - चेत

डंका बजना - ऐलान होना


पटकना- गिराना

अरमान - इच्छा

प्रशंसा- तारीफ

डर- भय

डींग और शेखी भरी बातें - मुहावरा- झूठ बोलना



3). पाठ 4,5 के शब्दों के आधार पर शब्द डमरू बनाए ।

(<https://youtu.be/yYhPsYsZr0E>)

4). सप्ताह में तीन बार सुलेख लिखें ।



5). पर्यायवाची शब्दों का झरोखा बनाए ।

(https://youtu.be/eB4nLR0op_Y)

5). दिए गए विषयों में से किसी एक विषय पर कविता लिखिए ।



1) **प्रकृति**



2) , **माँ**

6). अजंता की गुफाओं का महत्व और विशेषता बताते हुए सचित्र परियोजना (project) बनाए ।



(<https://youtu.be/xjy3MdrijcA>)

7). दिए गए विषयों पर अनुच्छेद लिखिए -

- इस लॉकडाउन में मेरी दिनचर्या
- अगर मैं डॉक्टर होता

हिंदी ग्रीष्म अवकाश अभ्यास पत्र

प्रश्न 1 - निम्नलिखित शब्दों के विलोम शब्द कविता पेड़ से छाँटकर लिखिए -

- 1 धूप - _____
- 2 धीरे - _____
- 3 शाम - _____
- 4 अपना - _____
- 5 कपूत - _____
6. आधार - _____

प्रश्न 2- नीचे दिए गए रिक्त स्थानों में सर्वनाम शब्द भरिए-

1. मैं _____ पानी पिला सकता हूँ।
2. _____ घर विद्यालय के पास हैं।
3. _____ नाम क्या है ?
4. राम ने _____ बेटे को खिलौने दिलाए ।
5. _____ तुम्हारी घड़ी चाहिए ।
6. _____ बातें क्यों कर रहे हों ?
7. गिलास _____ तोड़ा ।
8. तुम _____ साथ दिल्ली जा रहे हो ।

प्रश्न 3- नीचे दिए गए शब्दों कि अन्य नाम (पर्यायवाची शब्द) लिखिए-

दिनकर - _____, _____

जग - _____, _____

धरती - _____, _____

हवा - _____, _____

कोयल - _____, _____

देवता - _____, _____

पक्षी - _____

नौका - _____

प्रश्न 4- निम्नलिखित शब्दों के वचन बदलिए ।

एकवचन	बहुवचन	एकवचन	बहुवचन
1) _____	पत्ते	5)बच्चा	_____
2)पेड़ पर	_____	6)_____	अनेक
3)क्रिस्सा	_____	7)आँख	_____
4)_____	तोते	8)_____	रोशनदानो

प्रश्न 5 -नीचे दिए गए वक्यांशो के लिए एक शब्द लिखिए -

1. जिसका कोई मूल्य न हो - _____
2. आज्ञा का पालन करने वाला - _____
3. हिंसा करने वाला - _____
4. देखने योग्य - _____
5. आलोचना करने वाला - _____
6. अचानक हो जाने वाला - _____
7. आयोजन करने वाला व्यक्ति - _____
8. कम खर्च करने वाला - _____

CLASS V MATHEMATICS

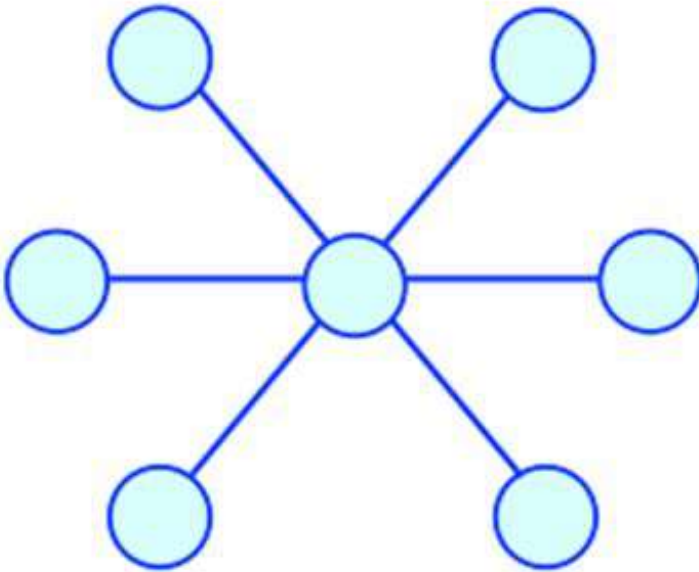
1. Revise and complete all the work / assignments /activities of unit 1(all the worksheets) , unit 2(all the worksheets) and unit 3 (till worksheet 4) given by the teacher during online classes in your notebook
2. Daily practice 5 sums of multiplication and division each.
3. Learn and Create your own Table booklet upto 1 to 17
4. Draw Indian place value chart and International place value chart on an A4 sheet . Show different periods and places in the chart in different colours.
5. Now it's time to check your mental ability. Solve the given puzzles in maths classwork notebook.

Puzzle 1

SEVEN UP PUZZLE

Puzzle time

Seven up!



Put the numbers

1, 2, 3, 4, 5, 6 and 7

in the circles so that each straight line of three numbers adds up to the same total.

Puzzle 2
NUMBER TRACK PUZZLE

Each number in the number track is made by adding the previous 2 numbers.

Example

7	5	12	17	29
---	---	----	----	----



- The third number is made by adding the first 2 numbers $7+(-5) = 2$
- The 4th number is made by adding the 2nd and 3rd numbers: $5+12=17$, etc.

Fill in the missing numbers in these number tracks.

1)

6	12			
---	----	--	--	--

2)

30	50			
----	----	--	--	--

3)

7	6			
---	---	--	--	--

4)

13	8			
----	---	--	--	--

5)

0.1	0.2			
-----	-----	--	--	--

6)

0.4	0.3			
-----	-----	--	--	--

7)

0.5	0.2			
-----	-----	--	--	--

8)

7		19		
---	--	----	--	--

9)

3				21
---	--	--	--	----

10)

				30
				30
				30
				30

Puzzle 3 MAGIC SQUARES PUZZLE

Use the numbers from 0 to 9 such that each row column and diagonal add up to give the same total



In a magic square, each row, column and diagonal add up to the same total.

Can you fill in the missing numbers in these magic squares?

1) The sum is 15.

	7	6
9	5	
4		8

2) The sum is 12.

	8	1
2		6
7	0	

3) The sum is 15.

8	1	
	5	7
4		2

4) The sum is 12.

3		
8		0
	6	5

Puzzle 4 : - NUMBER GRID CHALLENGE : TARGET 100

Start the maze with zero.

You have to finish the maze with a total of 100.

Your route can go **right** or **down** at each turn.

There are 3 possible routes. Can you find them?

→	START	14	7	13	15
	12	9	11	26	21
	16	5	12	19	10
	13	10	17	24	11
↓	8	20	4	15	FINISH

Extra Challenge

Find the route with the highest total.

Find the route with the lowest total.

ACTIVITY

ROLL NO-1-12

Make a math learning machine based on four operations of mathematics.

(You can take help of the given link <https://youtu.be/nSQEOLsGY6M>)

ROLL NO - 13-24

Make a beautiful and colorful wall hanging of solid shapes.

(You can use the given link <https://youtu.be/59quLGK8R88>)

ROLL NO- 25-36

Make a beautiful working model of pictograph representing different modes of transport used by people in our society

(You can use the given link <https://youtu.be/6JzcVKHW3LA>)

ROLL NO - 37-48

Make a colorful and beautiful factor tree of 54 and 38 using waste materials

(You can take help of the given link <https://youtu.be/sotlktZRFDQ>)

Do the revision worksheet given below in maths classwork notebook.

REVISION WORKSHEET (UNIT 1 AND 2)

Q1. Write the number names for the following numerals-

1. 68,235,142 - _____

2. 999,357,761 - _____

3. 7,242,007 - _____

4. 82,789,521 - _____

5. 332,691,430 - _____

Q2. Write the numerals using commas between periods

1. Twenty one lakh fifty six thousand three hundred twenty five - _____

2. Forty five crore seventy lakh thirty thousand two hundred - _____

3. Seven crore eighty five thousand three hundred eleven - _____

4. Eighty five lakh twenty thousand six hundred eighty eight - _____

5. Five crore sixty thousand five hundred twenty two - _____

Q3. Give the period of the underlined digit-

1. 9 7 3, 9 6 2, 5 2 1 - _____
2. 9, 8 2 4, 7 1 2 - _____
3. 8 2 4, 7 3 1 - _____
4. 2 3, 6 0 4, 9 3 1 - _____
5. 4 2 1, 7 6 4, 2 4 5 - _____

Q4. . Insert commas according to the Indian Place Value System

1. 4 9 7 5 2 5 6 - _____
2. 2 3 4 7 6 7 8 3 - _____
3. 9 7 8 0 0 5 0 0 - _____
4. 8 6 7 9 3 6 3 4 5 - _____
5. 9 0 0 9 0 0 9 0 0 - _____

Q5. Rewrite the numbers by putting commas according to the international place value .

1. 4 7 6 3 4 6 1 2 3 - _____
2. 7 1 2 1 8 9 4 7 - _____
3. 5 6 7 8 9 0 0 1 2 - _____
4. 5 3 4 5 1 8 2 9 - _____
5. 8 2 4 9 7 4 3 - _____

Q6. Look carefully at the commas between the numbers and then write the period of the underlined digit-

1. 9 , 8 5 , 4 7 , 2 7 1 : - _____
2. 7 0 , 3 5 7 , 1 3 4 :- _____
3. 4 9 6 , 4 2 7 , 4 8 1 :- _____
4. 8 , 6 5 , 7 4 1 :- _____
5. 9 6 , 7 1 , 2 4 , 0 8 6 :- _____

Q7. Find the sum

1. 4,56,278 ; 2,35,678 and 3,89,765
2. 70,98,765 ; 34,56,980 and 56,892
3. 9,60,25,832 ; 3,89,73,241 and 3,65,44,300
4. 8,97,45,671 ; 3,76,45,200 and 9,54,92,100

Q8. Subtract

1. 7,23,49,332 from 9,30,90,241
2. 6,35,71,982 from 8,97,52,941
3. 73,65,890 from 90,83,241
4. 31,19,083 from 52,09,123

Q9. Find the product

1. 90,124 x 65
2. 70,563 x 36
3. 92,56,321 x 243
4. 7,893 x 891

Q10. Find the quotient and remainder

1. 14,50,145 ÷ 125
2. 7,248 ÷ 24
3. 14,05,675 ÷ 75
4. 999999 ÷ 99

Q11. Subtract 7,43,678 from the sum of 5,43,789 and 6,24,689

Q12. There are 145968 bags of sugar, 236487 bags of wheat and some bags of rice in a godown. If the total number of bags in the godown is 450000, find the number of bags of rice.

Q13. The cost of a radio set is 1475. What is the cost of 35 such radio sets?

Q14. 1575 students of a school want to go to Agra by bus. If one bus can carry 75 students, how many buses are required to carry all the students?

Q15. There are 12 rooms in a school. 4356 students study there. If equal number of students sit in each room, then how many number of students sit in each room?

SCIENCE CLASS 5

1 .Make a creative banner on the awareness of the covid - 19 Virus. It should include its symptoms and precautions . You can paste or draw pictures on it . Make it on A3 size sheet (compulsory)

2 .Animal research project

Write a research report on any of the critically endangered species .The important points to be included in the report are

- a) Its habitat
- b) Its eating habits
- c) Its scientific name
- d) Reasons for these species to become critically endangered
- e) Steps taken by each country to conserve these endangered species:
- f) Interesting facts about the species
- g) Also include headlines from newspaper (atleast 5)

Make your report presentable and creative .

OR

3 . Write a report on Conservation Projects That Are Protecting The World's Forests Mention these points in your report;

- a) reason to conserve forest (any five with explanation)
- b) Pictures of projects in world
- c) Explanation of any two projects(one of India and other of different country of your choice)
- d) Newspaper cutting of articles related to it .

Make your report creative and presentable

Mandatory activities

ROLL NO 1 - 12

- triorama on the usefulness of animals



ROLL NO 13 -24

- Make a science dictionary of important scientific terms used in chapter 1 and 2

ROLL NO 25 -36

- Draw or paste any ten animal postage stamps used in the world in A 4 sheet . Also mention the name of the animal printed and also the country where the stamp is used.



ROLL NO 37 ONWARDS

- Find out joints in your house, example-door, screw, bulb etc. Identify the kind of joints it can relate to in the human body. Tabulate your results as shown below .Also paste the picture also

S NO	NO. OF JOINTS AT HOME	JOINTS IN HUMAN BODY	SIMILARITY	TYPE OF JOINT

Revise and complete all the work done . Learn Ch -1 and 2

To add fun and make your vacations interesting, we have made a fun filled activity for your summer vacations.

June 5 World Environment Day

The whole world observes World Environment Day on 5th June every year. We should preserve this environment by saving electricity, water, trees etc. and grow more and more plants in your surroundings.

Terracotta Birdbath Activity

A fresh clean water is hardly available for birds to come by in summers. That's why BIRDBATH is a great device for attracting all kinds of species, such as sparrows, parrot, pigeon, robins.

Here is one that couldn't be simpler to be placed in your garden or balcony.

How to do this activity-

Use a wide mouthed terracotta bowl or mud bowl and fill it with water and put another small bowl to put seeds. Different birds will come by to satisfy their hunger and thirst. (Change the water in the bowl daily) .Click some picture of birds bathing and paste it in a scrap book .



CLASS V Social Studies HOLIDAY HOMEWORK

COMPULSORY FOR ALL

Q1. Do on A-4 size sheets with pictures and quotes

(a) Trees give us so much should we not express our gratitude to them. Write a quote with pictures.

(b) How can we be kind to birds and animals?

Q2. Make a newspaper of at least 5 pages of A-4 size sheets of following pages with the pictures

A) Names of Natural Disasters (Page 1)

B) Countries in which it occurred within a year (Page 2)

C) Remedies and help from other countries (Page 3)

D) How can we prevent ourselves? (Page 4 and 5)

Q3. List the ways for how to spend quality time with family members during the lockdown. (Any 3)

Q4 a) Write about community service.

b) State how community service plays an important role in olden times.

c) List the facilities provided for the comfort of travellers in olden times by the kings.

Q5.a) Write about Water Harvesting.

b) Write it's advantages also.

c) How do we unknowingly or knowingly contribute to water pollution?

Q6. a) Write about Van Mohatsava and when do we celebrate it every year.

b) List the steps that can be taken to save our natural environment.

c) Mention four benefits of planting trees.

Q7. a) Stick or draw pictures of any two public properties in your scrapbook. Design a slogan for each, reminding the people not to damage it.

Public property like public transport / hospital / school property /

public parks / historical monuments i.e Taj Mahal, Qutub Minar etc. For example : In a park,



Q8. On the political map of India, locate the desert region and stick some sand on it using fevicol. Discuss with your family members about “Life in the desert region” and prepare a list of things you need to carry with you if you have to go and stay there for one week. (To be done on A4 size sheets)

Q9. Read lesson 1,2 and 3 of your book and learn exercise questions and from worksheets done in class.

Worksheet of Ch 1,2 and 3

Q1. Tick the correct options.

1. The most important group of human beings is-

- a. Country b. Family c. Union

2. Growing crops on piece of land once the fertility gets exhausted is-

- a. Seasonal migration b. Shifting agriculture c. Commercial agriculture

3. The early man started building huts with -

- a. Leaves b. Stones c. Wood

4. A state which witnessed floods in 2014.

- a. Madhya Pradesh b. Odisha c. Kashmir

5. Migration due to natural disaster-

- a. Forced migration b. Voluntary migration c. Seasonal migration

Q2. Correct the following statements.

1. Migration is like a scale.
2. The volume of radio/ television at night should be kept high.
3. To develop close bonds among family members we must share jealousy.
4. The migration of animal like Caribou from warmer area to snow covered area.
5. To develop close bonds among family members we must share jealousy.

Q3. Identify the picture and write about it.





Q4. Complete this table.

LANDFORMS	TYPES OF ROOFS	MATERIAL USED	STATE
Hilly			
Plains			
Coastal and Islands			
Earthquake prone areas			

Q5. Answer in one word.

- River which caused floods in Kashmir in the year 2014. _____
- Wonderful way of crime prevention and ensuring safety of residents. _____
- Nomads of Maharashtra- _____
- One example of migratory animal. _____
- The early man started building huts with- _____.

Q6. Answers the following questions.

- Write two advantages of high- rise apartments.
- Name the things that changed the orthodox thinking of people.
- List four responsibilities of a good neighbour.



अहा! मधुरा प्रभातवेला। आकाशे सूर्यः उदितः। अन्धकारः
गतः। सर्वत्र प्रकाशः एव प्रकाशः अस्ति। खगाः आकाशे
अत्र-तत्र भ्रमन्ति। वृक्षेषु वानराः कूर्दन्ति। जनाः प्रसन्नाः
सन्ति। ते उद्यानेषु भ्रमन्ति धावन्ति च। बालाः अपि उद्यानेषु
क्रीडन्ति। पशवः अपि प्रसन्नाः सन्ति। ते वनेषु अत्र-तत्र
गच्छन्ति। सर्वे जनाः स्वकार्येषु संलग्नाः भविष्यन्ति।

अहा! धन्या एषा सुखदायिनी प्रभातवेला।



शब्दार्थ-मधुरा=सुहावनी (pleasant), अस्ति=है (is), अत्र-तत्र=यहाँ-वहाँ (here-there), सन्ति=हैं (are),
सर्वे=सब (all), स्वकार्येषु=अपने कामों में (in their own works/jobs), एषा=यह (एक) (स्त्रीलिङ्ग) (th

1. रेखांकित शब्दों को पुनः अपनी उत्तर पुस्तिका में लिखें।
2. पाठ के नीचे दिए गए शब्दार्थों को लिखें।

अगर आप उनसे अलग अन्य शब्दों के हिंदी लिखना चाहते हैं, तो आपके पास जो वीडियो भेजी गई है उसे देखकर अन्य शब्द की हिंदी भी आप लिख सकते हैं।

3. पाठ की अभ्यास में सभी प्रश्न करने जरूरी हैं।

प्रश्न 1 तथा 5 में चित्र बनाना जरूरी है।
गतिविधि

1. अपने आसपास की चीजों के नाम संस्कृत में लिखकर उनकी सूची तैयार करें।
2. अपने मनपसंद चीजों के चित्र बनाकर उनके नाम संस्कृत में लिखें।
3. प्रातः काल का चित्र बनाएं तथा प्रातः काल पर पांच वाक्य संस्कृत में लिखने का प्रयास करें।

पाठ 3

(तदा समृद्धिः नीना च आगच्छतः।)

- समृद्धिः - एते के सन्ति?
नीना - एते खगाः सन्ति।
समृद्धिः - खगाः किम् कुर्वन्ति?
नीना - एषः मयूरः नृत्यति, एषः शुकः खादति, पिकः कूजति,
कपोतः उत्पतति, उलूकः तिष्ठति, सा सारिका गायति।



(सर्वे भ्रमन्ति।)

- नवीनः - तत्र किम् अस्ति?
प्रवीणः - तत्र सरोवरः अस्ति।
नवीनः - एते के तरन्ति?
प्रवीणः - एते जलजीवाः तरन्ति।
नवीनः - अत्र मकरः, मण्डूकः, कच्छपः, मीनः च अनेके जीवाः सन्ति।



1. रेखांकित शब्दों को पुनः अपनी उत्तर पुस्तिका में लिखें।

तृतीयः पाठः

वयम् पश्यामः जन्तुशाला

नवीनः, प्रवीणः, समृद्धिः, नीना च एकदा भ्रमणाय गच्छन्ति।

नवीनः - एषा का अस्ति?

प्रवीणः - एषा जन्तुशाला अस्ति।

नवीनः - किम् अत्र अनेके जीवाः सन्ति?

प्रवीणः - आम्, अत्र अनेके जीवाः सन्ति।

नवीनः - ते किम् कुर्वन्ति?

प्रवीणः - पश्य तत्र-

सिंहः गर्जति,

अश्वः धावति,

गजः चलति,

मृगः शीघ्रम् धावति,

वानरः खादति,

अजः चरति।



2. पाठ के नीचे दिए गए शब्दार्थों को लिखें, पाठ में आए सभी पशु और पक्षियों के नाम संस्कृत में लिखकर उनका नाम हिंदी में भी लिखें।

जो शब्द underline किए गए हैं उनकी हिंदी भी लिखें। (उनकी हिंदी आपके पास पाठ की हिंदी लिखकर जो चित्र भेजे गए थे उससे देखकर लिखें)

3. पाठ की अभ्यास में सभी प्रश्न करने जरूरी हैं।

प्रश्न 2 में चित्र बनाना जरूरी है।

गतिविधि

1. अपने आसपास दिखने वाले पशु तथा पक्षियों के नाम संस्कृत में लिखकर उनकी सूची तैयार करें।
2. अपने मनपसंद पशु और पक्षी का चित्र बनाकर चित्र बनाकर उनके नाम संस्कृत में लिखें।
3. कुछ पशु और पक्षियों के नाम संस्कृत में लिखकर उनके नाम के आगे उनकी विशेषता संस्कृत में लिखें।
4. पशु पक्षियों के नाम से वर्ग पहेली बनाइए।
5. कुछ पशु पक्षियों के नामों की सूची बनाकर, कौन किस तरह की आवाज करते हैं उनके नाम के आगे लिखिए तथा स्वयं भी उन आवाजों को निकालने का प्रयास कीजिए। (आप उन पशु पक्षियों का मुखौटा बनाकर भी उनकी आवाज निकालने का प्रयास कर सकते हैं वह आपके लिए ज्यादा मजेदार होगा।)

पाठ 4

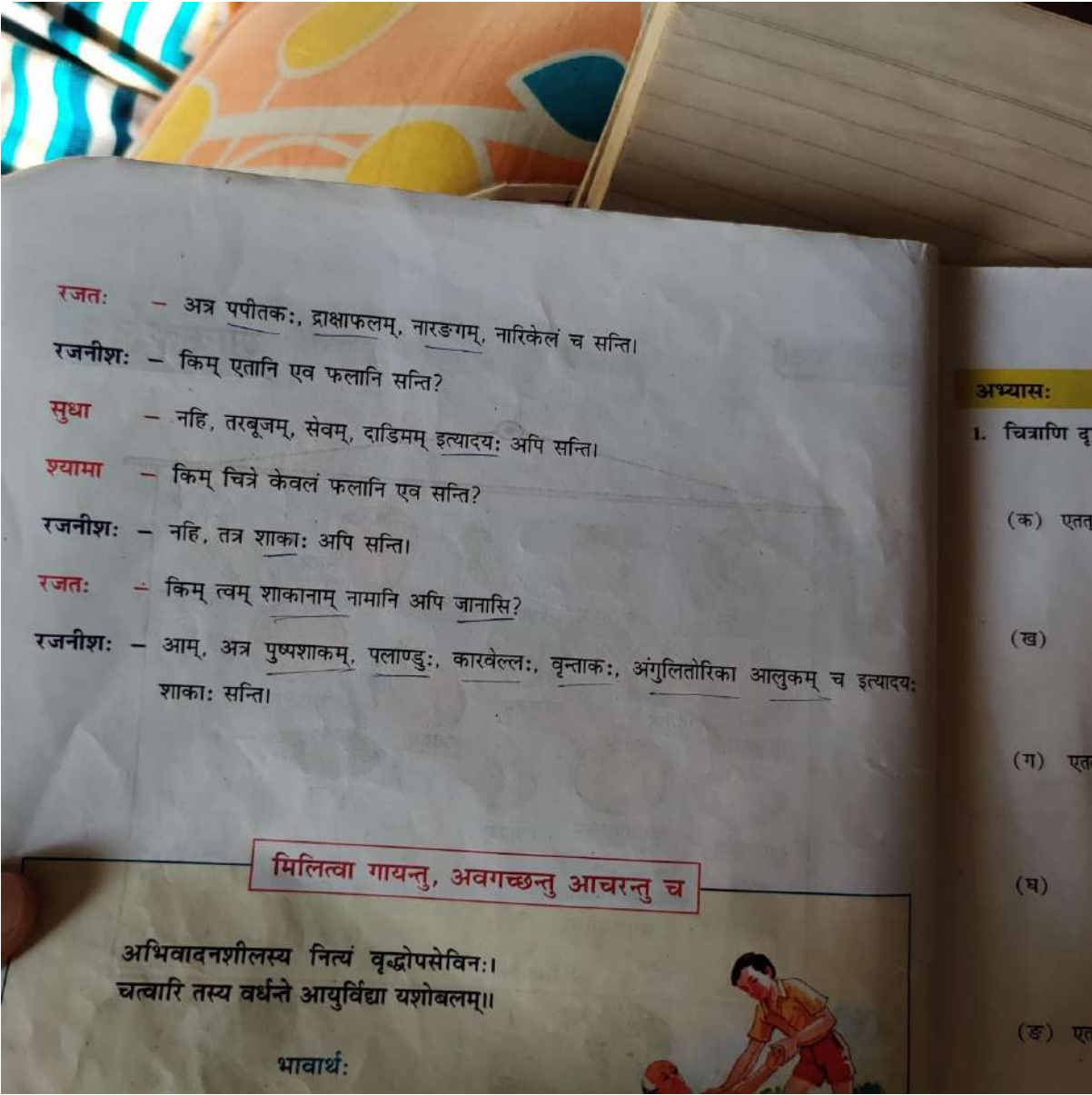
चतुर्थः पाठः

शाकहट्टम्

खर्बूजम् वाडिमम् द्राक्षाफलम् सेवम् कदलीफलम्
नारिकेलम् पपीतकः तरबूजम् आम्रम् नारङ्गम्
पुष्पशाकम् कूष्माण्डकम् पलाण्डुः कारवेल्लः गुञ्जनम्
मूलकम् अंगुलतोरिका निम्बुकः वृन्ताकः आर्द्रकम् आलुकम्

सुधा - रजत! चित्रे किम् पश्यसि?
रजतः - चित्रे, अहम् फलानि पश्यामि।
श्यामा - अत्र कानि फलानि सन्ति?

19



1. रेखांकित शब्दों को पुनः अपनी उत्तर पुस्तिका में लिखें।

2. जो शब्द underline किए गए हैं उनकी हिंदी भी लिखें। (उनकी हिंदी आपके पास पाठ की वीडियो भेजी गई थी उससे लिखें)

3. पाठ की अभ्यास में सभी प्रश्न करने जरूरी हैं।

प्रश्न 1 में चित्र बनाना जरूरी है।

गतिविधि

1. प्रतिदिन आप जिन फल सब्जियों को खाते हैं उनके नाम संस्कृत में लिखकर उनकी सूची तैयार करें।

2. आप कौन से फल सब्जियों को पसंद करते हैं और क्यों ?

उनके नाम संस्कृत में लिखें तथा कारण भी संस्कृत में लिखने का प्रयास करें।

3. फल तथा सब्जियों का नाम लिखकर कुछ पर्चियां बनाइए तथा अपने परिवार के सदस्यों से पर्ची उठाने के लिए कहिए तथा उसके बाद आप उस फल और सब्जी का नाम संस्कृत में बताइए।



उमेशः - आम्, अत्र मयूरः, बकः, कुक्कुटः च सन्ति।

रमा - तत्र शुकः, काकः, उलूकः च अपि सन्ति।

राजीवः - किम् चटका हंसः च न स्तः?

उमा - आम्, चित्रे चटका हंसः च स्तः। अत्र तु कपोतः पिकः च अपि स्तः।

उमेशः - अधुना वद, मयूरः किम् करोति?

राजीवः - मयूरः नृत्यति।

रमा - बकः कुत्र तिष्ठति?

उमा - बकः तु जले तिष्ठति।

उमेशः - अन्ये खगाः कुत्र तिष्ठन्ति?

रमा - अन्ये खगाः तु वृक्षस्य शाखासु तिष्ठन्ति।

मिलित्वा गायन्तु, अवगच्छन्तु आचरन्तु च

न कश्चित् कस्यचित् मित्रं न कश्चित् कस्यचित् रिपुः।
व्यवहारेण जायन्ते मित्राणि रिपवस्तथा॥

1. रेखांकित शब्दों को पुनः अपनी उत्तर पुस्तिका में लिखें।

2. जो शब्द underline किए गए हैं उनकी हिंदी भी लिखें। (उनकी हिंदी आपके पास पाठ की वीडियो भेजी गई थी उससे लिखें)

3. पाठ की अभ्यास में सभी प्रश्न करने जरूरी हैं।

प्रश्न 1 में चित्र बनाना जरूरी है।

पाठ 5 की गतिविधियां पाठ 3 के साथ दी गई हैं।

*अपना परिचय संस्कृत में अपनी कॉपी में लिखिए तथा अपना परिचय अपने माता और पिता को संस्कृत में दीजिए।



सुप्रभातम्	-	प्रातः का नमस्कार।	(Good Morning)
सुमध्याह्नम्	-	दोपहर का नमस्कार।	(Good Afternoon)
शुभसायम्	-	सायंकाल का नमस्कार।	(Good Evening)
शुभरात्रिः	-	रात का नमस्कार।	(Good Night)
धन्यवादः	-	धन्यवाद।	(Thank You)
स्वागतम्	-	स्वागत है।	(Welcome)
कृपया	-	कृपया।	(Please)
समीचीनम्	-	बहुत अच्छा।	(Very Good)
अस्तु	-	ठीक है।	(All Right)
क्षम्यताम्	-	क्षमा करें।	(Excuse Me)
पुनः मिलामः	-	फिर मिलते हैं।	(See you again)

*

इन शब्दों को अपनी कॉपी में लिखें तथा इन्हें याद करें।

इन शब्दों का प्रयोग अपनी भाषा में करें सुबह शाम दोपहर रात को अपने माता-पिता को संस्कृत में नमस्कार करें।

नोट- अभ्यास लेखन का काफी कार्य करा दिया गया है जिन बच्चों में कार्य नहीं किया उसे कृपया पूरा करें।

उपरोक्त सभी कार्य एक बार करा दिए गए हैं।

