

Summer Holidays !

Let's beat the heat when summer is at its peak!!

Dear Parents,

Summer vacations are from 27th May 2020 to 30th June 2020 and school will reopen on July 1st, 2020.

During the summer vacation try to speak in English with your child and spend quality time with your family.

It's time to relax at home from scorching heat, and pandemic disease COVID-19 which is a very difficult time to manage



Please stay at home, as the bigger the crowd, the more people can be infected by transmission because COVID-19 has different levels to its structure. It can affect a multitude of people in varying ways regardless of age.

STORMS DON'T LAST FOREVER, THIS TOO SHALL PASS.

In this summer vacation, we have planned some holiday homework such as activities, worksheets, projects and many more for children to enhance his/her learning skills in a fun-filled way and to ensure that they continue the learning process within the security of their homes. This way, you can make your vacations more interesting and meaningful.

We are certain that you will cooperate with us always in this endeavour.

I thank you all for your support.

STAY HEALTHY STAY SAFE

Have a happy time together

Warm Regards

Headmistress

1). पाठ-1,2,3 का कार्य पूरा करें।

2). पाठ -4,5 ध्यानपूर्वक पढ़ें व दिए गए कठिन शब्दों का हिंदी की कॉपी में तीन - तीन बार लिख कर अभ्यास करें-

पाठ -4 = घोंसला , सुगंध ,हीरन,लोमड़ी , सतर्क ,विश्वास ,शिकारी , समस्या , प्रसन्न ,मुक्त , धूर्तता , चेतावनी।

पाठ -5 = हरकारा, जलालाबाद ,नमरुद्दीन,कुनबा,शुक्रिया,मेहनताना, कमाई, ।

कठिन शब्द के अर्थ याद करें व इनके वाक्य बनाए -

पाठ -1

तरकीब - उपाय

तपा - गर्म करना

सत्यानाश - सर्वनाश

गायब - ओझल

पाठ -2

एकाएक-एक दम से

क्षण - पल

झटपट- एकदम

साहस - हिम्मत

पाठ -3

यात्रा -सफ़र

प्रसार - फैलाव

जुलाहा- कपड़ा बुनने वाला

स्नेह - प्यार

खीझ - झुंझलाहट

अनमोल- अमूल्य

कसौटी- परीक्षा

निडर - बिना डरे

लापरवाही - चूक

पाठ -4

सुगंध - खुशबू

मित्रता - दोस्ती

सतर्क - सावधान

विश्वास - भरोसा

चेतावनी - सावधान

धूर्तता - चालाकी

समस्या- परेशानी


पाठ -5

हरकारा - संदेश देने वाला

कुनबा - परिवार

मेहनताना - मेहनत के बदले दिया जाने वाला पैसा


3). काबुलीवाले की कहानी देखिए व रंगीन A4 कागज़ पर काबुलीवाले का चित्र बनाकर कहानी से क्या शिक्षा मिली लिखिए।



(<https://youtu.be/DiJ939isktc>)

4). सप्ताह में दो बार सुलेख लिखें ।

5). चित्र वर्णन (स्वच्छता का महत्व) चित्र देखकर 10 वाक्य बनाए।



6). फ़ैलती चप्पलें पाठ के आधार पर व्यर्थ वस्तुओं का इस्तेमाल करते हुए अपनी दादी माँ के लिए उपहार बनाए।



(https://youtu.be/hLgl_D28bQs)

7). मात्रा ज्ञान के लिए एक बारहखड़ी की घड़ी बनाए ।



<https://youtu.be/yXEEtMDzCQM>

कक्षा -4 विषय - हिंदी ग्रीष्म अवकाश अभ्यास पत्र

प्रश्न 1 - निम्नलिखित शब्दों में उचित स्थान पर अनुस्वर और अनुनासिक लगाइए-

1 आख 2 पहुचना 3 झुझलाहट 4 नहीं

प्रश्न 2- निम्नलिखित वाक्यों में संज्ञा शब्दों पर घेरा लगाइए -

1. दिल्ली भारत की राजधानी है।
2. सुभाष रेडियो सुन रहा है।
3. अध्यापक कुर्सी पर बैठे हैं।
4. मुझे नानी ने एक कहानी सुनाई।
5. सोहन गाय चराने जा रहा है।
6. कोलकत्ता भारत का प्रसिद्ध शहर है।
7. पेड़ पर मोर बैठा है।
8. धरती पर सबसे बड़ा पशु हाथी है।

प्रश्न 3- नीचे दिए गए शब्दों कि अन्य नाम (पर्यायवाची शब्द) लिखिए-

पिता - _____, _____

चाँद- _____, _____

वन - _____, _____

सुबह- _____, _____

आग- _____, _____

अंधकार - _____, _____

घोड़ा - _____, _____

नदी - _____, _____

प्रश्न 4- निम्न स्थान पर इ और द वाले तीन - तीन शब्द लिखिए -

इ - _____, _____, _____

द - _____, _____, _____

प्रश्न 5 -नीचे दिए गए वक्यांशों के लिए एक शब्द लिखिए -

1. जो बड़ों की आज्ञा का पालन करें -_____
2. गाँव में रहने वाला -_____
3. सत्य बोलने वाला -_____
4. मिट्टी के बर्तन बनाने वाला -_____
5. आँखों के सामने -_____
6. आँखों से परे -_____
7. आकाश को चूमने वाला -_____
8. अच्छे चरित्र वाला -_____

HOLIDAY HOMEWORK

SCIENCE CLASS

1. If your eyes are a window to the soul, our teeth and gums are windows to our bodies.

We need healthy teeth and gums to eat nutritious food and we need to eat nutritious food for healthy teeth. Write five do's and don'ts of what should be eaten and what shouldn't be eaten to maintain healthy teeth.

2. 'Health is wealth'- To ensure the general health of your family, you should make sure to increase the intake of water. Suggest five measures to take water in different ways during the day.

Write the recipe of two such health drinks. Take help from your parents to write the recipes. Make them during the holidays and enjoy with your family. (in scrap file)

- 3 Create a poster on Do's and Don'ts to spread awareness about the COVID - 19 VIRUS

- Children will make the poster on A-3 sized pastel sheet.
- Every child will write only one do and one don't in their poster.
- You can draw and colour or paste relevant pictures to make your poster colourful and attractive.

4. 'My own creation'

You are a zoologist who has just discovered a new animal species. As every good scientist does, you will also document your exciting findings.

Draw and colour the animal that you have discovered. Include the following key pieces of information.

- a) Name of the animal
- b) Basic need of the animal

- c) Habitat of the animal
- d) Eating habits of the animal

OR

4. 'A voice for those who can't speak- Endangered Animals'

Paste the picture of any one endangered animal and collect the information on the internet about it under the following given heads.

- a) Country to which that animal belongs
- b) Habitat
- c) adaptation to environment
- d) Food habits
- e) Reasons for these animals to become endangered
- f) Steps taken by each country to conserve these endangered species:

5. Examine a bag of flour or rice bag or packet of refined oil or any such five packets of food items .

Read the information given on the pack and note down the following in the table given below.

S. No	Name of the product	Name of the company/manufacturer	Date of packaging	Date of Expiry	Quantity	Any other useful information

Mandatory Activities

ROLL NO 1 - 12

- Working model of human digestive system using waste materials

-

ROLL NO 13 -24

- Model of teeth. (Denture making using clay and peanuts)

ROLL NO 25 -36

- Make a science book showing plants with different types of roots ,their names and also the places where they are grown (use your creativity)

ROLL NO 37 ONWARDS

- CHART ON Save earth / Life without water

6. Complete and revise all the work done till date and learn chapter 1 and 2

To add fun and make your vacations interesting, we have made a fun filled activity for your summer vacations.

June 5 World Environment Day

The whole world observes World Environment Day on 5th June every year. We should preserve this environment by saving electricity, water, trees etc. grow more and more plants in your surroundings.

Terracotta Birdbath Activity

A fresh clean water is hardly available for birds to come by in summers. That's why BIRDBATH is a great device for attracting all kinds of species, such as sparrows, parrot, pigeon, robins.

Here is one that couldn't be simpler to be placed in your garden or balcony.

How to do this activity-

Use a wide mouthed terracotta bowl or mud bowl and fill it with water and put another small bowl to put seeds. Different birds will come by to satisfy their hunger and thirst. (Change the water in the bowl daily) .Click some picture of birds bathing and paste it in scrap book.

Class IV Holiday Homework (2020-21) SOCIAL SCIENCE

A) WORLD YOGA DAY is observed on 21st June every year to spread awareness about the importance and effects of yoga on the health of the people. The word 'yoga' is derived from Sanskrit which means to join or to unite.

1. Paste/ Draw any 5 yoga postures along with their names and also write two benefits of each for our body.
2. Do the following yoga exercises everyday in the presence of your parents and in open space.
3. Start from the first day of your holidays.



4. Make a poster on yoga awareness among people on A3 size sheet.

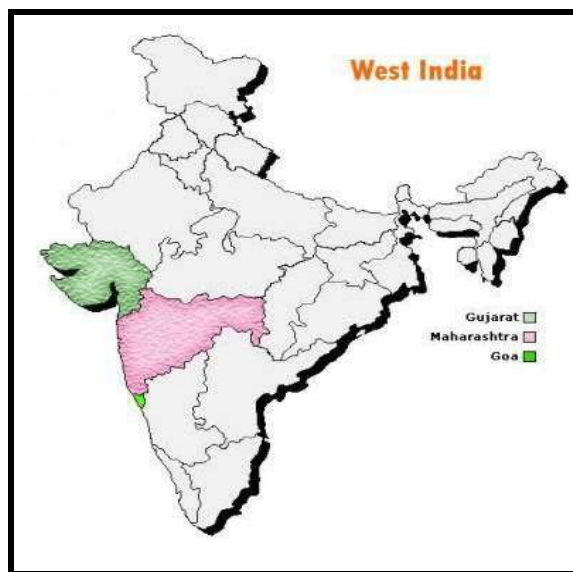
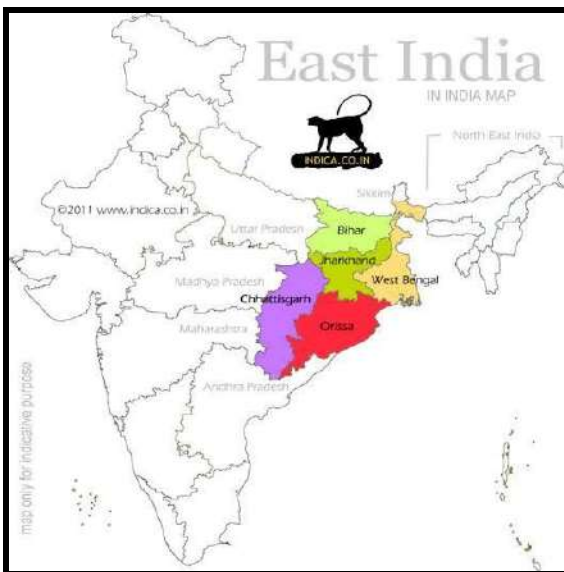
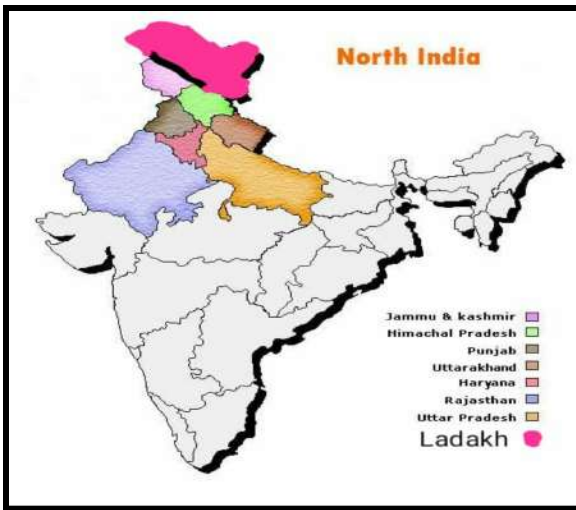
B) Do Practice of filling states and union territories of India in each direction.

b) Fill 1 map for each direction.(4 map)

c) Also fill 4 map maps of India including all the states.

And paste it in your map notebook.

Sample of filling the 4 maps of each direction :-



C) Read lesson 4 and 5 of your book and learn exercise questions and from worksheets done in class.

❖ Paste the pictures of different types of bricks.

D) Write the meaning of difficult words and learn these also.(2 time of each chapter)

Chapter 4

Word. Meaning

Outskirts - the outer parts of a town or city.

Compost- decayed organic material used as a fertilizer for growing plants.

Ensure- to check

Mansion - a very large and usually very costly house

Accumulated- gather, build up

Scarcity- short supply

Unhygienic- not clean

Disinfectant- a substance that kills germs

Heap - a large amount of

Chapter 5

Word. Meaning

Temporary - lasting for only a limited period of time

Fascinated - extremely interested

Flooded- covered with water

Technology - machinery and equipment developed from the application of scientific knowledge.

Bracing - something that is used for support

Worksheet of Ch 4 An Ideal Home

Ch 5 Bricks and Bridges

Q1. Identify the picture and write one line about it.





Q2 Fill in the blanks.

- 1 Curtains help the house to look _____ and maintain _____.
- 2 The earlier _____ bridges were made of wood and rope.
- 3 Howrah Bridge on the river Hoogli located in _____.
- 4 _____ is mixed with water to make a dough.
- 5 Sunlight is a rich source of _____, which strengthen our _____.
- 6 The scarcity of _____ can lead to unhygienic surroundings.

Q3 True and False.

- 1 The kitchen and the bathroom must have a proper system of workers.

2. Permanent houses are made with mud,thatch,straw and wood.

- 3 Cable stayed bridges use short cables that are attached to pillars.

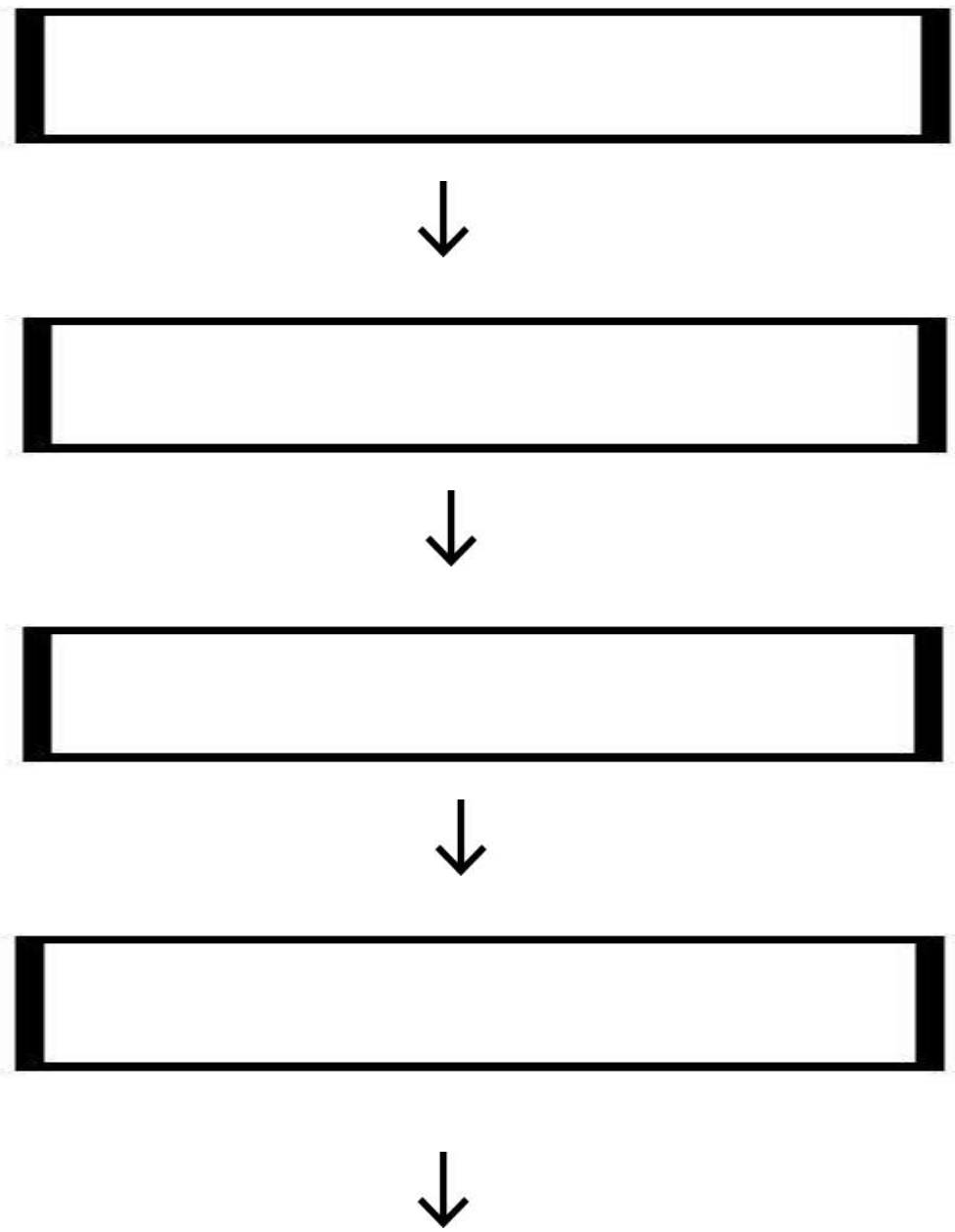
- 4.Bridges help in the easy movement of rivers._____
5. Every dustbin should not have a lid._____
6. Flyovers are the bridges built over roads to ease the movement of traffic._____

Q4 Match the followings

Column A	Column B
1 Early bridges	a Harmony
2 Gandhi Setu	b Diseases

3 Garbage	c Patna
4 Neighbours	d Fallen tree

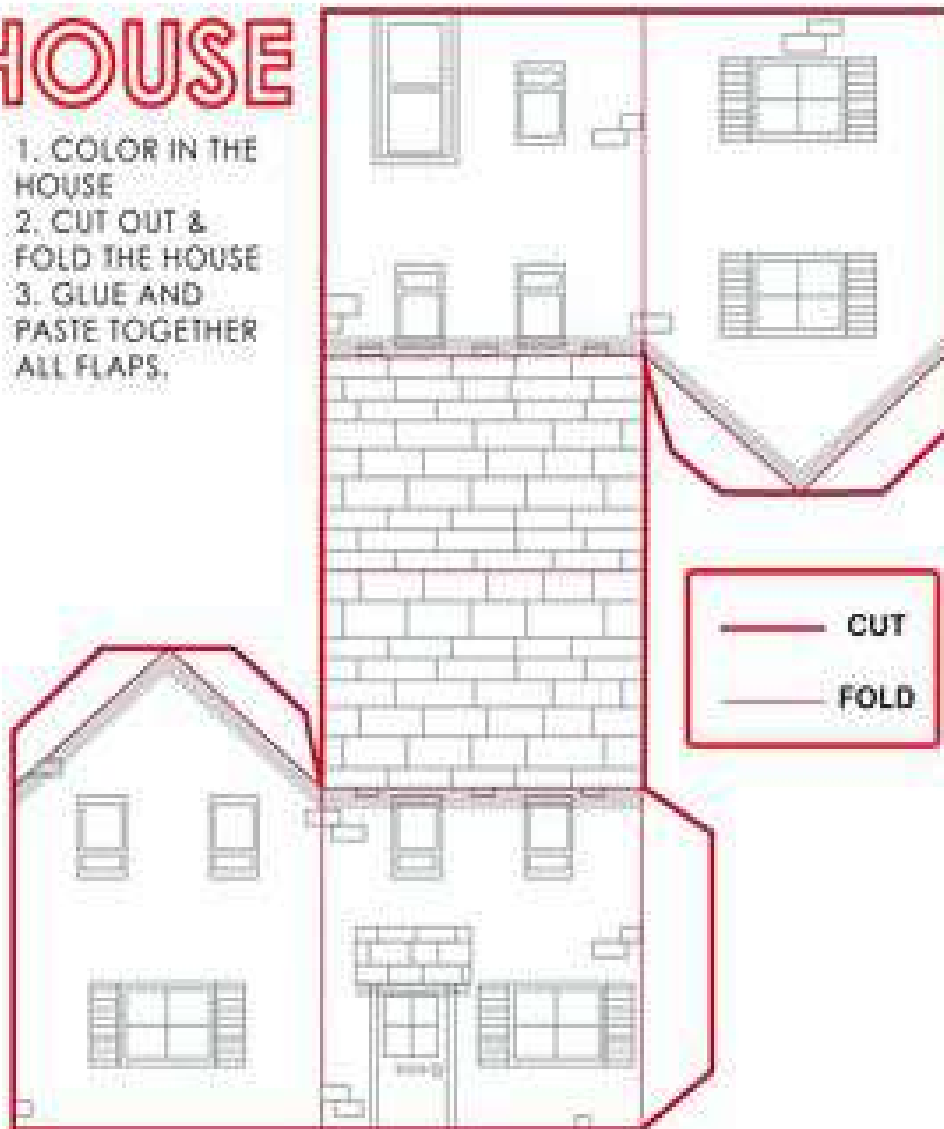
Q 5. Write the steps of making bricks like this.



BUILD A CITY

HOUSE

1. COLOR IN THE HOUSE
2. CUT OUT & FOLD THE HOUSE
3. GLUE AND PASTE TOGETHER ALL FLAPS.



Do this activity in an A4 size sheet.

Note- Create your handmade folder by using newspaper and rags of beautiful cloth and keep all your holiday homework in that.

MATHEMATICS CLASS IV Holiday Homework (Session 2020-2021)

1. Revise and complete all the work / assignments /activities of unit 1 and 2 given by the teacher during online classes in your notebook
2. Daily practice 5 sums of addition and subtraction
3. Learn and Create your own Table booklet upto 1 to 15
4. On a A4 size sheet write the smallest 6 -digit number and the largest 6-digit number and place them in a nicely made place value chart.
5. Now it's time to check your mental ability. Solve the given puzzles in maths classwork notebook.

Puzzle 1

NUMBER SEARCH PUZZLE

- Each of the numbers goes either horizontally from left to right (→), or vertically downwards (↓).
- Can you spot all of the numbers in the grid?

7	6	4	5	0	0	1	8	8	2
4	8	6	4	5	6	2	1	5	8
0	5	8	3	4	4	7	4	6	6
2	5	6	7	3	2	3	3	1	8
2	1	5	1	5	6	6	8	7	6
3	4	0	2	2	3	4	3	1	1
2	2	8	1	1	6	8	1	0	3
1	9	7	1	5	2	2	1	3	5
3	0	7	1	8	0	3	6	0	7
3	1	1	0	2	3	5	0	6	0

102	1515	4022
286	1273	5617
357	2213	6450
431	2811	7180
506	3213	8645
642	3712	9715

Puzzle 2

MAGIC SQUARE PUZZLE

Fill in the missing places such that the sum of every row, column and diagonal must be the same.

13			12
2			7
		4	
		15	1

		9	
15			
2		13	
	14	4	5

10	7		
13	4		
	9		12
	14		

	1		
15		9	6
3		5	
2			

3	14		2
	9		
10		6	
	4		

			12
4		14	
10	3		13
		11	

Puzzle 3

MAKE 100

Use the numbers in the grid each time.



27	45	63	51	84
26	18	74	22	49
55	67	16	82	33

Challenge 1

Find pairs of numbers that add up to 100.


Try to find 6 different pairs.

Challenge 2

Try to find sets of 3 numbers that add up to make 100.

Try to find 3 different answers.

Puzzle 4



© puzzlemasterprint.com

ACROSS

1. $22 - 9$
3. $159 - 13$
6. $465 + 750$
8. $2329 + 3294$
10. $25 - 10$
11. $18833 - 9266$
13. $20 - 7$
15. $15 + 16$
17. $120 - 24$
18. $952 - 344$
19. $99 - 40$
21. $445 + 8975$
22. $1496 + 930$
24. $124 - 46$
25. $1290 - 300$
26. $98 - 44$
28. $11 + 5$
30. $27 + 40$
31. $9284 - 2589$
33. $44 - 10$
35. $3292 - 768$
37. $9 + 1616$
39. $858 - 356$
40. $1 + 10$

DOWN

1. $710 + 543$
2. $46 - 15$
3. $297 + 1269$
4. $235 + 232$
5. $83 - 21$
6. $15 - 4$
7. $29 + 30$
9. $5457 - 2355$
12. $24 + 35$
14. $560 - 180$
16. $381 + 1139$
18. $12346 + 5865$
20. $27 + 69$
21. $183 - 86$
22. $338 - 42$
23. $280 + 4692$
26. $10786 - 5144$
27. $27 + 22$
29. $12200 - 5879$
31. $687 - 67$
32. $62 - 11$
34. $21 + 24$
36. $61 - 6$
38. $17 + 44$

ACTIVITY

ROLL NO-1-12

Make a beautiful multiplication table wheel.

(You can take help of the given link <https://youtu.be/0kMVLEgxPCU>)

ROLL NO- 13-24

Make a model depicting 3 D shapes like cube, cuboid, cylinder, sphere and cone .

You can take the help of the given picture



(You can take help of the given link <https://youtu.be/mW5L51L9BbY>)

ROLL NO- 25-36

Make a beautiful and colorful division machine.

(You can take help of the given link <https://youtu.be/rT6UUs5UopA>)

ROLL NO- 37- 48

Make a working model on types of fractions .

(You can take help of the above link(<https://youtu.be/efso7XNZTHY>)

Do the revision worksheet given below in maths classwork notebook.

REVISION WORKSHEET (UNIT 1 AND 2)

Q1. Write the number names for the given numerals

1. 72031 :- _____

2. 437869 :- _____

3. 52980 :- _____

4. 400004 :- _____

5. 960002 :- _____

Q2. Write the numerals for the given number names-

1. Three lakh fourteen thousand and five :- _____

2. Five thousand twenty two :- _____

3. Eighty eight thousand and nine :- _____

4. Seven lakh twenty five thousand and seven hundred sixty eight :-

5. One lakh twenty one thousand seven hundred and sixteen :-

6. Five thousand twenty two :- _____

7. Eighty eight thousand and nine :- _____

8. Two lakh two thousand :- _____

Q3. Write down the place value of the digits underlined.

1. 6 9 7 8 :- _____

2. 7 5 0 0 :- _____

3. 4 8 3 0 9 :- _____

4. 4 9 8 7 4 :- _____

5. 3 9 4 7 6 :- _____

6. 2 6 5 0 8 :- _____

7. 8 0 2 3 5 :- _____

8. 9 5 4 8 7 5 :- _____

Q4. Given below are some numerals .Draw a neat place value chart and enter these numerals in it.

1. 5 6 7 8 3

2. 9 0 0 0 0 0

3. 1 4 0 0 7

4. 6 7 3 2 1

5. 6 0 0 0 0 1

6. 7 4 3 1 3

Q5. Write the period of the underlined digit -

1. 7, 9 2, 9 8 1 - _____

2. 4 8, 9 3 7 - _____

3. 6, 9 8, 1 0 5 - _____

4. 9, 8 6, 6 2 3 - _____

5. 8, 6 5, 4 3 1 - _____

Q6. Write the following numbers in expanded form-

1. 4, 7 0, 2 0 0 = _____

2. 6 4, 9 1 8 = _____

3. 4, 9 6, 5 6 2 = _____

4. 5, 4 9, 6 2 1 = _____

5. 4 4, 4 4 4 = _____

6. 1, 4 6, 4 6 3 = _____

Q7. Write the numeral for each of the following-

1. $400000 + 70000 + 2000 + 100 + 60 + 3 =$ _____

2. $100000 + 10000 + 1000 + 100 + 10 + 1 =$ _____

3. $30000 + 7000 + 900 + 10 + 5 =$ _____

4. $100000 + 60000 + 8000 + 100 + 50 + 9 =$ _____

5. $500000 + 80000 + 6000 + 200 + 70 + 9 =$ _____

Q8. Compare the following pairs of numerals.

1. $89,398$ _____ $98,348$

2. $7,00,513$ _____ $7,00,531$

3. $48,009$ _____ $48,090$

4. $94,700$ _____ $74,900$

5. $83,313$ _____ $56,131$

Q9. Rewrite each set of numerals in ascending order.

1. $7,20,323$; $70,00,343$; $22,020$; $4,02,252$

2. $40,050$; $40,500$; $45,000$; $4,005$

3. $6,54,826$; $6,54,286$; $6,54,962$; $6,54,268$

4. $77,001$; $7,70,001$; $70,001$; $7,100$

Q10. Rewrite each set of numerals in descending order

1. 44,695 ; 41, 669 ; 44, 243 ; 41,595

2. 7,77,770 ; 7,77,707 ; 7,77,779 ; 7,77,747

3. 63,564 ; 92,883 ; 75,672 ; 98,333

4. 1,90,476 ; 1,98,076 ; 1,89,076 ; 1,09,876

Q11. Encircle the greatest numeral from each set of numerals.

1. 73,059 ; 70,539 ; 79,783 ; 78,973 ; 77,896

2. 9,00,654 ; 9,98,654 ; 9,78,654 ; 3,99,653

3. 36,098 ; 35 ,981 ; 66,978 ; 65,765

4. 89,654 ; 98,324 ; 83,765 ; 99,653

Q12. Write the period, place and place value of the underlined digit.

1. 4, 57, 893 :- _____

2. 9, 00, 783:- _____

3. 20, 000 :- _____

4. 6, 21, 900 :- _____

5. 50, 079 :- _____

Q13. Rewrite the numerals using commas between periods.

1. 4 8 2 3 1 = _____

2. 7 8 2 0 0 5 = _____

3. 4 0 0 9 6 = _____

4. 9 9 9 9 9 9 = _____

5. 5 1 9 0 3 = _____

6. 5 0 0 0 0 0 = _____

Q14. Subtract

1. 43,789 from 89,799
2. 78,654 from 79,457
3. 74,009 from 92,456
4. 6,89,673 from 9,78,902
5. 88,943 from 9, 45,367

Q15. Add

1. 40,756 ; 78,952 and 98,241
2. 4,75,862 ; 1,25,673 and 89,764
3. 2,67,543 ; 5,90,256 and 7,65,432
4. 89,783 ; 65,832 and 78,532
5. 777 ; 7777 and 77777


ENGLISH HOLIDAY HOMEWORK

CLASS-4

1. Read the newspaper daily ,pick out the new words from it and prepare your own dictionary of around 30 words, find out their meanings,learn them and write them on A4 size sheets.
2. Read the following books and write a character sketch of any character you liked the most.

Suggested readings-

- Alice in Wonderland
- Fire on a Treasure Island
- The Adventures of Sherlock Holmes
- The Adventures of Rusty



Draw the picture of the character and write a few lines on the character you liked the most. Do it on an A-4 size sheet.

3. Given below are some new words and their meanings from the chapters. Write down them in your notebook and frame sentences with the same, learn them properly.

Chapter- A True Friend

Jealous- feeling upset or angry

Determined- firmly decided

Injured- physically and mentally hurt

Admitted- to agree

Betray- to make a secret known

Apologized- to feel sorry

Bitterly- in a disappointed way

Ashamed- feeling guilty

Indeed- certainly

Chapter- Mix up at birth

Ear lobe- round soft part at the bottom of the ear

Crib- to copy other

Utter- to make a low sound

Horror- a feeling of fear

Frantic- extremely worried

Ignorant- not knowing about something

Commotion- great excitement

Grateful- showing thanks

Perhaps- possibly

Extract- a part of a book

Chapter- Travel

Pouch- a small pocket of skin

Shipwrecks- remain of a destroyed ship

Spin- rotate

Thrilling- adventurous

Infused- something having peculiar quality

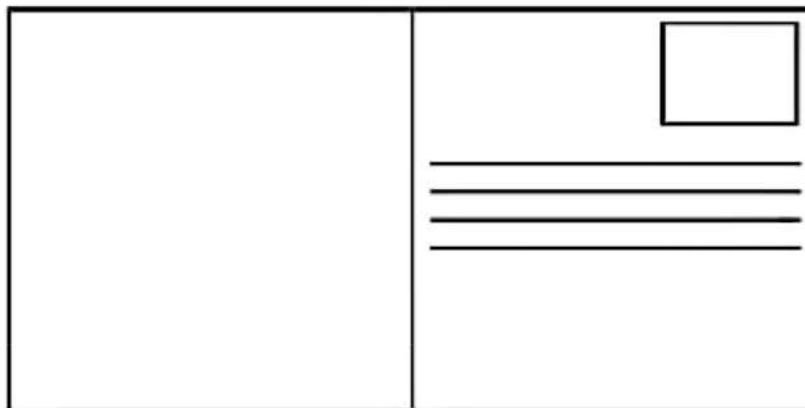
Dazzled- to impress someone

4. POST CARD MAKING

A postcard is a rectangular piece of thick paper intended for writing and mailing without an envelope. The study of collecting post cards is termed as deltiology.

Design your own postcard using a thick ivory sheet and divide it into 2 parts, one for the message and other for the address.

Write a small message on it and address it to anyone you want. You can paste a stamp or draw it. You can use the template given below :



5. Good handwriting is a key to keep our notebooks in a perfect condition and summer vacations is the best time to work upon our handwriting. Make a handwriting notebook, and write a paragraph twice a week in it. Underline the nouns with a blue pen. Underline the verbs with a black pen and Circle the describing words in each paragraph writing you do. And don't forget to decorate it the way you like it.

6. Revise all the work done and do the grammar worksheet .

GRAMMAR WORKSHEET

CLASS-4

Q1. Fill in the blanks with appropriate pronouns.

One day a poor fisherman caught a magical fish. The fish requested _____ to leave _____ and promise to grant _____ one wish. Fisherman had two children. _____ had no shoes so, _____ asked fish to give _____ two pairs of shoes for _____ children. The fish promised that when _____ returned home, _____ would find _____ child wearing not only new shoes but also new clothes.

Q2. Fill in each blank with the opposite gender of the underlined word.

1. The emperor of England was cruel but that _____ was kind hearted.
2. Mr. Sharma invited my mother and _____ to her son's birthday party.
3. Once upon a time there lived a Wizard and a _____ in a Jungle.
4. My uncle is very polite but my _____ is little arrogant.

Q3. Fill in the blanks with "at", "on" or "in".

- a) The women is sitting_____the rock.
- b) He is sitting_____the table.
- c) The cat is sitting_____the chair.
- d) Women are standing_____the corner of the room.
- e) I am waiting_____the bus stop.
- f) The women is sitting_____the rock.
- g) He is sitting_____the table.
- h) The cat is sitting_____the chair.
- i) Women are standing_____the corner of the room.
- j) I am waiting_____the bus stop.

Q4. Write a noun in the given spaces to complete the sentences.

1. A_____was barking all night long.
2. We drove to town in a_____.
3. I live in a white_____on Main Street.
4. My_____taught me how to write in cursive.
5. We go to the_____to buy food and clothes.
6. You can check out two books from the_____

Q5. Arrange the following words in order to form a meaningful sentence.

- a) in we of science the age live
- b) red gave baby apple a mother her
- c) mouth too small his was
- d) didn't he teeth any and have
- e) on back the baby was her lying

Q6. Frame sentences using the given words.

- 1. Surprised- _____
- 2. Recognise- _____
- 3. Wealthy- _____
- 4. Punished- _____
- 5. Congratulate- _____
- 6. Betray- _____
- 7. Seriously- _____
- 8. Bitterly- _____

9. Frantic- _____
10. Ignorant- _____
11. Utter- _____
12. Noticed- _____
13. Determined- _____
14. Guilty- _____
15. Trophy- _____

Q7. Underline the conjunctions in each of the following sentences.

- we arrived after you had left.
- I waited until the train arrived.
- Do not go before I come.
- You will get an award if you help the police.
- He failed but he tried again.