

Summer Holidays !


Let's beat the heat when summer is at its peak!!

Dear Parents,

Summer vacations are from 27th May 2020 to 30th June 2020 and school will reopen on July 1st, 2020.

During the summer vacation try to speak in English with your child and spend quality time with your family.

It's time to relax at home from scorching heat, and pandemic disease COVID-19 which is a very difficult time to manage



Please stay at home, as the bigger the crowd, the more people can be infected by transmission because COVID-19 has different levels to its structure. It can affect a multitude of people in varying ways regardless of age.

STORMS DON'T LAST FOREVER, THIS TOO SHALL PASS.

In this summer vacation, we have planned some holiday homework such as activities, worksheets, projects and many more for children to enhance his/her learning skills in a fun-filled way and to ensure that they continue the learning process within the security of their homes. This way, you can make your vacations more interesting and meaningful.

We are certain that you will cooperate with us always in this endeavour.

I thank you all for your support.

STAY HEALTHY STAY SAFE

Have a happy time together

Warm Regards

Headmistress

CLASS- 3 ENGLISH HOLIDAY HOMEWORK

1. "Cultivate the habit of reading books". Read the stories from the given sites and write review of any one story you liked the most:

<https://storyweaver.org.com>

www.freechildrenstories.com

<https://www.storynory.com/>

2. Good handwriting is a key to keep our notebooks in a perfect condition and summer vacations is the best time to work upon our handwriting . Make a handwriting notebook and write a paragraph twice a week on any topic of your choice and don't forget to decorate it the way you like.

3. Make a picture collage of your favourite Sports person and write a short paragraph (8-10lines) on him/her. Use as many adjectives to describe him/her that you can and underline them.



4. Given below are some new words and their meanings from the chapters. Write down them in your notebook and frame sentences with the same, learn them properly.

Chapter- Dolphins Scare- afraid

Gentle- kind and calm

Tired- need rest or sleep

Seem -look like

usually- mostly

shallow- not very deep

Chapter- At the zoo

Hump- rounded projecting part

Noble- that deserve praise

Bump- to hit something

stuttering- moving about proudly

Remarks- to comment

Chapter- The Canary
Canary- small yellow bird

Cage- a box made of wires to keep animals or birds

Lump- piece of something solid

Jealous- feeling upset or angry

Drooped- to fall

Dreadful- unpleasant

Ashamed-feeling guilty

Stumpy- legged-short and thick legs

Chapter- The ostrich and the hedgehog

Hedgehog- small brown animal with sharp needles

Cheerful- feeling happy

Strides-to walk long steps

Surprised-feeling shocked

Sore- painful

Buried- to put a dead body in ground

Thieves- who steal something

Stormy- strongly windy

Grazing- eating grass in fields

Wonder- to discover

5.MY PHOTOSHOP

Click 3 interesting photographs and then describe them in your own words. Use the given template. Enjoy clicking!



Handwriting practice lines consisting of solid top and bottom lines with a dashed middle line. There are ten such sets of lines provided for writing.

6. Revise all the work done in the class and do grammar worksheets in notebook.

WORKSHEET GRAMMAR CLASS-3

Q1.Circle the nouns and write it's kind in each blank .

1. Hockey is my favourite sport.
2. My grandmother plays golf.
3. My friends like Ice-cream.
4. Raju uses a boat to fish in a lake.
5. Your sister enjoys tennis a lot.

Q2. Look at the following words given below. You will see some similarity in all these words.The words having the same pronunciation but different meanings and spellings are known as **HOMOPHONES**.

Learn these words and write them in your notebook and use them in your day to day vocabulary.

Homophone Chart

 ball	 bowl	 eight	 ate	 blue	 blew	 flour	 flower	 won	 one	 hair	 hare				
 knight	 night	 nose	 knows	 male	 mail	 pair	 pear	 sail	 sale	 see	 sea				
 horse	 hoarse	 plane	 plan	 meet	 meat	 bee	 be	 toe	 tow	 dear	 deer				
 hear	 here	 son	 sun	 weak	 week	 bare	 bear	 hole	 whole	 eye	 I				
 write	 right	 rain	 reign	 waste	 waist	 mad	 made	 witch	 which	 Flew	 Flu				
 wat	 weight	 aunt	 ant	 two	 too	 to	 there	 they're	 their	 sent	 scent	 cent	 by	 buy	 bye


Q3. Rewrite each sentence using a pronoun in place of the underlined noun.

1. Mom and Dad sent me to the camp.
2. I spent the weekend at Uncle Robby's house .
3. We watch the birds eat the seeds .
4. Mom brushes Raju's hair before bed .
5. Tony jumped over the log.

Q4. Fill in the following sentences using is/am/ are.

1. Tanya and Uma _____ my friends.
2. Ravi _____ watching TV.
3. I _____ proud of you.
4. This hammer _____ new.
5. We _____ cooking food.
6. Reena _____ playing at the park.
7. Students _____ studying English.
8. I _____ learning a new language.
9. The passengers _____ boarding the train.
10. The bird _____ chirping.

Q5. Look at the picture carefully and write 8-10 lines related to the picture.



FOOT	CHILD	BOY	OX	TEETH		WOMAN
GOOSE	PERSON		MEN	SOLDIER	STARS	DICE
CACTUS	HERO			BOATS		FISH
MOUSE	LEAVES	MATCHES			LIFE	BOX

Q6. Given below is a list of some nouns. Pick out the Singular and Plural nouns and place them under the correct form. Also write the plural form of the Singular noun and Singular form of the Plural noun.

SINGULAR	PLURAL

Q7. Fill in the blanks with suitable adverbs from the box.

QUIETLY, SLOWLY, ANGRILY, NOISILY, QUICKLY, LOUDLY

- The Lion roared _____
- I am tired let's walk _____
- I woke up because the phone rang _____
- She does not complain about the food. She eats _____
- The children are reading _____
- I can not catch him. He runs _____

हिंदी ग्रीष्मअवकाश कार्य कक्षा -3

1). पाठ-2,3 का कार्य पूरा करें ।

2). पाठ -4,5 ध्यानपूर्वक पढ़ें व दिए गए कठिन शब्दों का हिंदी की कॉपी में तीन - तीन बार लिख कर अभ्यास करें-

पाठ -4 = उत्पाती, अभिमानी, परेशान, महाराज, हैरान, सौंपा, बिसात, कटु, चाबुक, सेंध, उत्पात ।

पाठ -5 = हलुआ, उपहार, पलंग, गुराने, रज़ाई, पोटली, पड़ोसी, पुलिस, सिपाहियों, शाबाश ।

कठिन शब्द के अर्थ याद करें व इनके वाक्य बनाए -

पाठ -2

सहसा - अचानक

निज - अपना

मेहनत- परिश्रम

भटक - इधर- उधर

अक्ल-होशियारी

कंकड़- छोटा पत्थर

पाठ -3

उजड़ना- नष्ट होना

ताक़त - शक्ति

गुस्सा - क्रोध

वश- क़ाबू

अफ़सोस- दुःख

पाठ -4

उत्पाती- नुक़सान पहुँचाने वाला

सौंपा- दिया जाना

कटु - कड़वा

बिसात - क्षमता

अभिमानी - घमंडी

धिक्कारा - बुरा -भला कहना

करारा - तेज

उत्पात- शैतानी

सेंध - घुसने का रास्ता

पाठ -5

उपहार - तोफ़ा

पोटली - गठरी

पलंग - तकत

थमाई - पकड़ाई



3). हिंदी नैतिक कहानियाँ पढ़ें।

(<https://youtu.be/FwOv2KDG6kQ>)

4). सप्ताह में दो बार सुलेख लिखें ।



5). एक चिड़िया बनाए

(by paper folding

<https://youtu.be/dRlfrUOzoGQ>)

“यदि मैं पक्षी होता “ विषय पर दस वाक्यलिखिए।

6). अखबार , पत्रिका व कहानी की पुस्तक से इ,ई,उ,ऊ,ओ,औ की मात्रा वाले 30-30 शब्दों को कॉपी में लिखिए ।

7). चित्र वर्णन (चित्र देखकर 10 वाक्य बनाए) ।



विषय - हिंदी
ग्रीष्म अवकाश अभ्यास पत्र

प्रश्न 1 - निम्नलिखित शब्दों में उचित स्थान पर अनुस्वर और अनुनासिक लगाइए-

1 कजुसी 2 मुह 3 ककड़ 4 हसना

प्रश्न 2- निम्नलिखित वाक्यों में संज्ञा शब्दों पर घेरा लगाइए -

1. गीता चिड़ियाँ घर घूमने जा रही है ।
2. कृष्णा को माखन खाना अच्छा लगता है ।
3. आकाश में पक्षी उड़ रहे हैं ।
4. मेघा ने मधुर गीत सुनाया ।
5. पिता जी बाज़ार से आम लाए हैं ।
6. मोहन का घर बहुत बड़ा है ।
7. मोर एक सुंदर पक्षी है ।
8. फूलो पर तितली बैठी है ।

प्रश्न 3- संयुक्त व्यंजनो से तीन - तीन शब्द बनाइए-

क्ष - _____, _____

त्र - _____, _____

ज - _____, _____

श्र - _____, _____

प्रश्न 4- निम्न स्थान पर ङ और ढ वाले तीन - तीन शब्द लिखिए -

ङ - _____, _____

ढ - _____, _____

प्रश्न 5 - निम्नलिखित शब्दों के विलोम शब्द लिखिए -

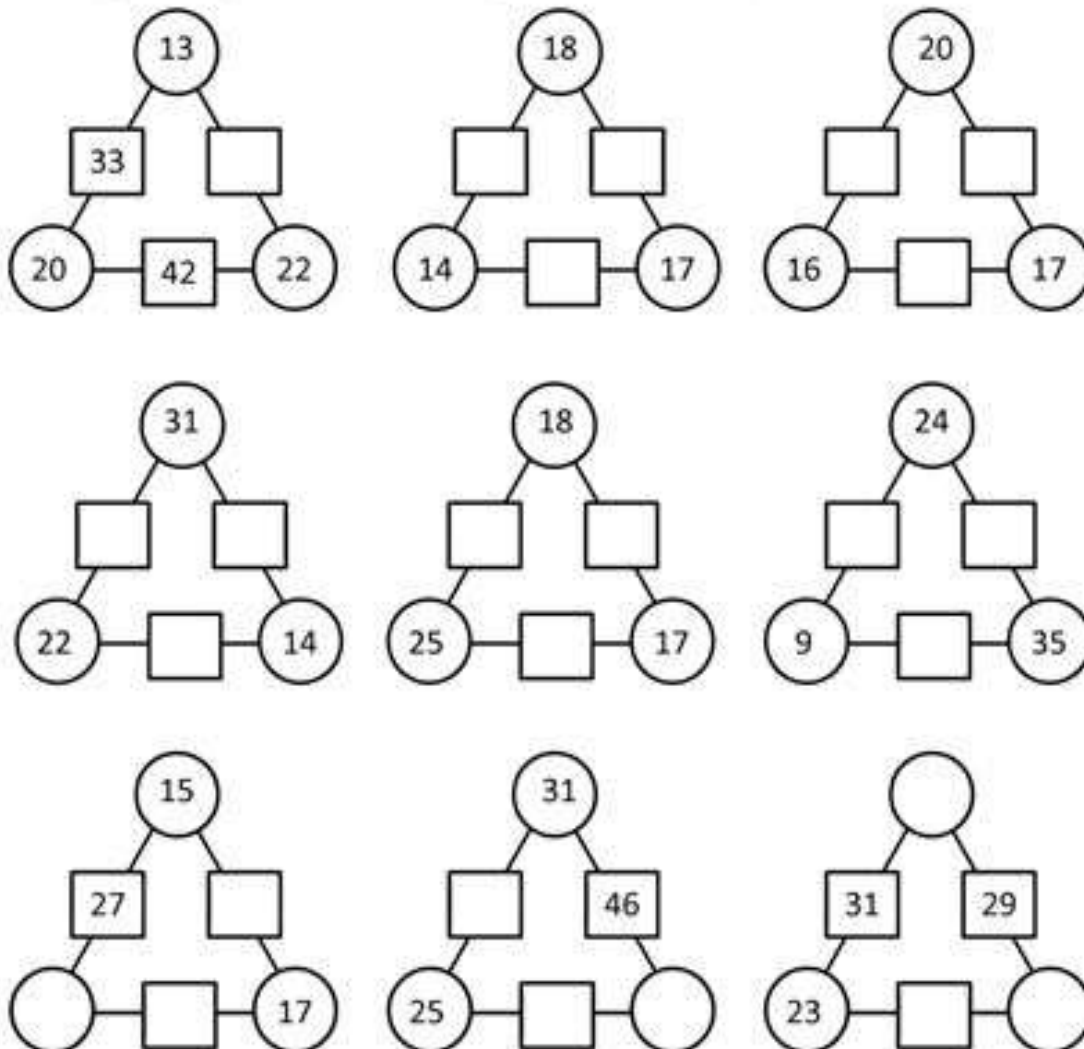
1. कोमल - _____
2. अपना - _____
3. दिन - _____
4. अमीर - _____
5. उपकार- _____
6. आज्ञा- _____
7. जय- _____
8. गुरु- _____

CLASS III MATHEMATICS

1. Revise and complete all the work / assignments /activities of unit 1 (all the worksheets), unit 2 (all the worksheets) and unit 3 (till worksheet 4) given by the teacher during online classes in your notebook
2. Daily practice 5 sums of addition and subtraction
3. Learn and Create your own Table booklet upto 1 to 12
4. Browse information of a famous Indian mathematician. (Paste a photograph and write few sentences on it on A4 sheet)
5. Now it's time to check your mental ability. Solve the given puzzles in maths classwork notebook.

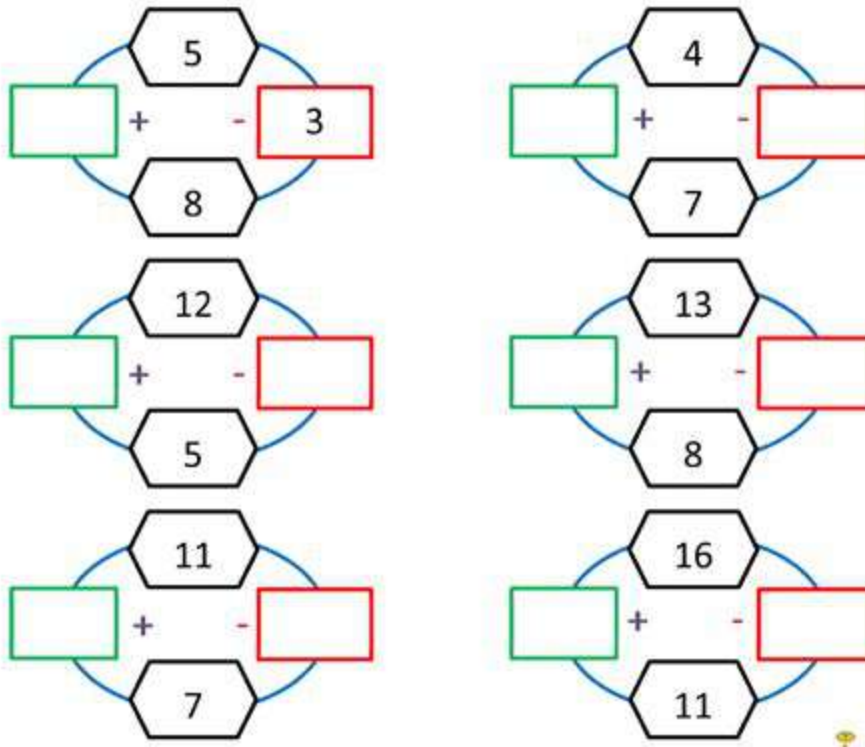
Puzzle 1

The numbers in the circles added together makes the number in the linking rectangle. Find the missing numbers in this puzzle.



Puzzle 2

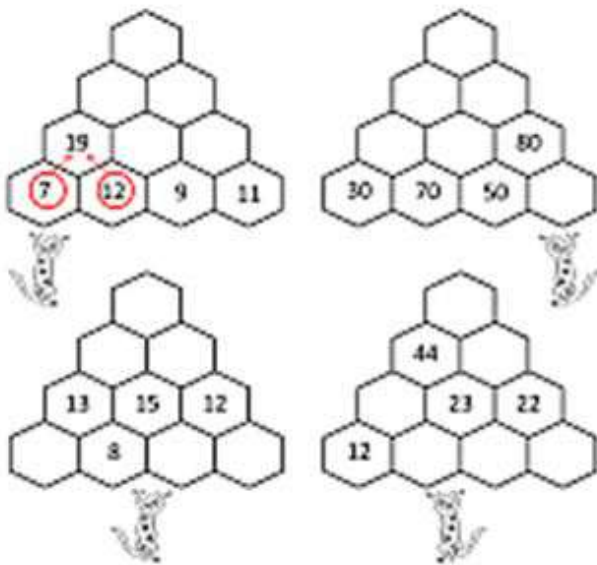
Work out the missing numbers in these puzzles.



Puzzle 3

HEXAGON PUZZLE

Each hexagon is made by adding up the numbers in the two hexagons below it. Fill in the missing numbers in these puzzles.



Puzzle 4

OPERATION PUZZLE

In each box, choose a sign: +, -, x, ÷ or = to make the calculation correct. You can use the same operation more than once!

10	÷	2	+	3	=	8
5	○	4	=	2	○	10
10	○	6	=	20	○	5
8	=	6	○	2	○	4
9	○	7	=	12	○	6
9	○	7	=	4	○	4
3	○	4	=	20	○	8
11	○	2	○	5	+	1
24	○	3	○	2	○	10
5	○	28	○	4	○	2

ACTIVITY

ROLL NO. 1-12

Make a colorful addition learning machine from cardboard
(You can take help of the given link <https://youtu.be/nSQEOLsGY6M>)

ROLL NO. 12-24

Make a working model on place values of a 4 digit number.
(you can take help of the given link <https://youtu.be/A9GgbXuCCgc>)

ROLL NO. 24-36

Make a beautiful working wall hanging clock .
(you can take help of the given link <https://youtu.be/C-Fd0mSk4pl>)

ROLL NO. 36-48

Make 4 small colorful pizzas using paper plates or cardboard and depict the following fractions on them :- $\frac{1}{2}$, $\frac{1}{3}$, $\frac{1}{4}$, $\frac{1}{6}$ etc
(you can take help of the given link <https://youtu.be/lqBKzmqaf7s>)

Do the revision worksheet given below in maths classwork notebook.



REVISION WORKSHEET (UNIT 1 AND 2)

Q1. Write the following numbers in expanded form

1. 4785 :- _____
2. 3009 :- _____
3. 124 :- _____
4. 2709 :- _____

Q2. Write the numeral for each of the following-

1. $1000 + 100 + 10 + 1 =$ _____
2. $3000 + 800 + 20 + 5 =$ _____
3. $4000 + 0 + 0 + 0 =$ _____
4. $9000 + 900 + 90 + 9 =$ _____
5. $1000 + 500 + 30 + 5 =$ _____

Q3. Compare using '<', '>' or '='.

1. 5 7 3 7 _____ 5 6 7 6
2. 3 6 8 1 _____ 8 7 6 3
3. 6 2 5 3 _____ 6 2 3 5
4. 8 3 5 2 _____ 8 2 5 3
5. 8 4 3 2 _____ 8 4 3 2

Q4. Encircle the greatest number in each group.

1. 564, 5640, 5604, 560, 5064
2. 3279, 729, 4279, 9232, 9327
3. 1258, 1582, 1285, 1528, 1248
4. 473, 3471, 437, 3741, 743

Q5. Encircle the smallest number in each group.

1. 7304, 7043, 7340, 7403, 2437
2. 444, 4040, 4440, 440, 400
3. 318, 3170, 316, 299, 3000
4. 4269, 4296, 4292, 4297, 4262

Q6. Rewrite the following in ascending order.

1. 8 3 8 9, 9 8 3 0, 8 2 9 0, 8 2 9 9, 9 4 5 6

2. 2 5 8 6, 2 6 5 8, 2 5 6 8, 2 6 8 5, 2 4 6 1

3. 2 3 9 0, 2 1 3 4, 2 2 3 5, 2 1 9 5, 2 3 9 9

4. 5 2 8 5, 7 3 6 8, 3 3 9 6, 6 5 3 1, 4 9 4 1

Q7. Rewrite the following in descending order.

1. 1 0 1 2, 1 1 1 1, 1 1 0 0, 1 0 1 0, 1 1 1 0

2. 3 4 2 8, 3 4 3 8, 3 3 6 2, 3 2 8 1, 3 3 7 5

3. 8 4 6 7, 8 8 2 3, 8 3 5 6, 8 9 6 4, 8 6 5 3

4. 6 7 8 4, 6 6 9 2, 6 6 2 9, 6 9 8 3, 6 4 2 1

Q8. Write the successor of-

1. 546- _____

2. 6899- _____

3. 5131- _____

4. 8990- _____

5. 7849- _____

6. 1999- _____

7. 7808- _____

8. 1019- _____

Q9. Write the predecessor of-

1. 257- _____

2. 5040- _____

3. 3679- _____

4. 5891- _____

5. 1000- _____

6. 4029- _____

7. 9009- _____

8. 7694- _____

Q10. Write the place value of the underlined digit-

1. 4 3 7 8 - _____

2. 7 9 6 1 - _____

3. 9 7 5 6 - _____

4. 9 2 6 9 - _____

5. 5 3 0 1 - _____

6. 1 4 8 9 - _____

Q11. Write the face value of the underlined digit-

1. 3 5 6 7 - _____

2. 4 6 3 1 - _____

3. 8 3 2 1 - _____

4. 7 9 3 7 - _____

5. 6 3 0 5 - _____

6. 1 5 3 8 - _____

Q12. Add the following

1. TH H T O

--	--	--	--

7 4 1 3

+ 5 6 0 8

2. TH H T O

--	--	--	--

9 3 8 6

+ 7 1 5 3

3. TH H T O

--	--	--	--

7 5 1 5

+ 6 4 2 3

4. TH H T O

4 4 0 0

+ 3 5 0 6

5. TH H T O

8 7 3 1

+ 5 3 3 9

6. TH H T O

3 7 5 9

+ 3 1 7 8

7. TH H T O

5 6 3 4

+ 9 2 8

8. TH H T O

5 7 4 9

+ 3 4 5 3

9. TH H T O

7 4 3 1

+ 6 1 6 2

10. TH H T O

6	5	3	9
+ 4	2	1	5

Q13. Arrange in columns and add the following

1. 4 7 2 9 and 8 4 2 8

2. 6 4 2 5 and 4 9 3 1

3. 9 9 9 9 and 1 1 1 1

4. 3 8 4 6 and 6 2 1 5

Q14. Fill in the given blanks

1. $453 + 726 = \underline{\hspace{2cm}} + 453$

2. $982 + \underline{\hspace{2cm}} = 982$

3. $756 + 0 = \underline{\hspace{2cm}}$

4. $285 + \underline{\hspace{2cm}} = 673 + 285$

5. $\underline{\hspace{2cm}} + 89 = 42 + \underline{\hspace{2cm}}$

Q15. Add the following

1. TH H T O

7	7	5	0
4	6	2	1
+ 3	5	8	2

2. TH H T O

7	7	3	2
	8	4	6
+ 4	1	3	4

3. TH H T O

<input type="text"/>			
3	0	6	9
1	7	0	5
+	3	8	4

4. TH H T O

<input type="text"/>			
9	3	4	7
1	1	0	0
+	4	2	7

5. TH H T O

<input type="text"/>			
9	3	2	1
4	7	9	8
+	3	2	5

HOLIDAY HOMEWORK SCIENCE CLASS 3

1. Maintaining good oral hygiene is one of the most important things that you can do for your teeth and gums. Healthy teeth not only enable us to look and feel good, they also make it possible to eat and speak properly.

Keeping in mind the importance of healthy teeth write five rules that you should follow to retain healthy teeth. Draw/ paste related pictures also

2. Collect information about special sensing capability of dogs and hearing capability of bats write the difference in a4 size sheet . Also paste the pictures of animals.

3. Collect five different types of leaves from your house / surrounding . Paste them and specify the plant/tree to which they belong, their shape, size and texture.

4. Make a chart for weekly consumption of eatables of your house which your parents buy from shop .

a) Find out how much food is wasted at your house out of this list.

b) Then find out two ways how you can stop that wastage

c) Also decide at least two ways to reduce consumption of unhealthy/junk food by you and your family

Do this answer according to the format given below

S No	Vegetables / fruits/ junk food	Quantity bought	Quantity used
1			
2			

3			
4			
5			
6			
7			
8			
9			
10			

How to check wastage of food

How to reduce consumption of Junk food

5. Mandatory activity

- Roll no 1 -12 Make bird feeders(using waste materials.)
- Roll no 13 - 24 Using dry leaves make pictures of different animals. (at least five) in A 3 size sheet .
- Roll no 25 -36 Make a 3D model of well with a pulley.

Roll no 36 onwards Make chart on Plants are our green friends/Save water /Save electricity

6. Complete and revise all the work done till date and learn chapter 1 and 2

To add fun and make your vacations interesting, we have made a fun filled activity for your summer vacations.

1. **June 5 World Environment Day**

The whole world observes World Environment Day on 5th June every year. We should preserve this environment by saving electricity, water, trees etc. grow more and more plants in your surroundings.

Terracotta Birdbath Activity

A fresh clean water is hardly available for birds to come by in summers. That's why BIRDBATH is a great device for attracting all kinds of species, such as sparrows, parrot, pigeon, robins.

Here is one that couldn't be simpler to be placed in your garden or balcony.

How to do this activity-

Use a wide mouthed terracotta bowl or mud bowl and fill it with water and put another small bowl to put seeds. Different birds will come by to satisfy their hunger and thirst. (Change the water in the bowl daily). Click some pictures of bird bathing activity .

2. **Let's grow some plants**

You have to grow bean seeds/ green gram/ chick peas in a glass jar or a plastic cup or a cup made of glass. Watch the video for better understanding. *Video link*

<https://youtu.be/c79hFP5cJg0>

You have to click the pictures of growing of seed into plants and make the collage OF PICTURES in A 3 size sheet .

*You have to name the plants and also bring it to school after vocations .

1. Paste the pictures of famous dishes related to different states of India.(Any 8 and on A4 size sheet)

See this video also

<https://www.youtube.com/watch?v=odiJPdzAnIs&feature=youtu.be>


OR

Search for the video with this name on youtube-

29 STATES with 29 DELICACIES FAMOUS FOODS in INDIA

2. Make a beautiful collage of tourist places by taking 5 to 6 pictures in it. (A4 size sheet)
You can include these also like beaches, religious places and wildlife.

Sample



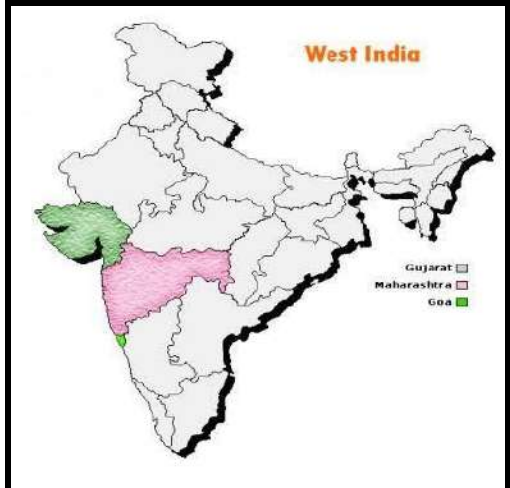
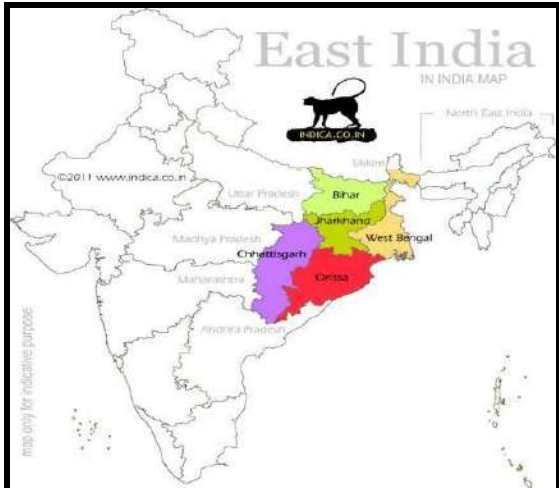
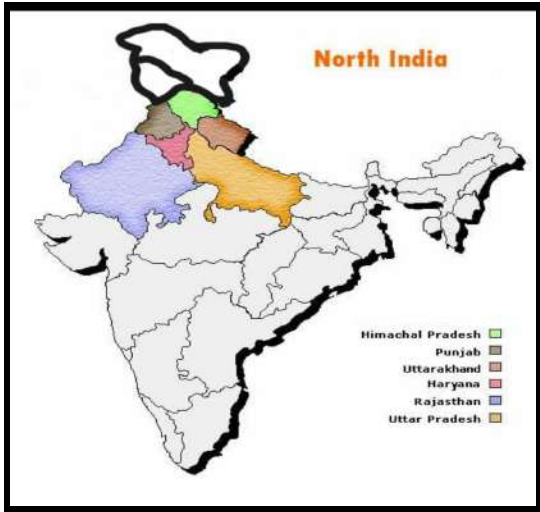
3. Do Practice of filling states and union territories of India in each direction.

b) Fill 1 map for each direction.(4 map)

c) Also fill 4 map maps of India including all the states.

And paste it in your map notebook.

Sample of filling the 4 maps of each direction :-



4. Read chapter 1,2 and 3.

Write these new words along with their meanings in your scrapbook. (2 times of each chapter)

Chapter 1

Word **Meaning**

- 1.Kinship - a feeling of being close to other people
- 2.Occasion - a particular event, or the time at which it takes place
3. Adoption- choose to take up
4. Handicraft - activity involving the making of decorative domestic or other objects by hand.
5. Sew - to make or repair clothes using needles and thread

Chapter 2

Word. **Meaning**

- 1.Resemble- to look like or be like someone
- 2.Identical - to look exactly alike
- 3.Hearing aid - a device which people with hearing difficulties wear in their ear to enable them to hear better.
4. Sorrow - sadness

Chapter 3

Word **Meaning**

- 1.climate - a type of weather that a particular region had
- 2.staple - a food that is eaten routinely
- 3.Buisness- a person's regular occupation, profession, or trade.
4. Raw- uncooked
5. Sea coast- an area where the land meets the sea

Worksheet of Ch 1,2 and 3

Q1. Fill in the blanks.

- a. In some families, the food habits or _____ of dressing of some of the members are similar.
- b. Vegetarian food is _____ and easy to digest.
- c. A _____ is a family name which is used after the first name.
- d. Your father's sister is your _____.
- e. The _____ of one family members affects the other members.
- f. _____ are an important part of Indian cooking.

Q2. Identify the pictures and write one line on each.







Q3 Write True or False

1. Example of dry fruits are almonds, walnuts, pista etc. _____
2. If parents are tall, their child is bound to be tall. _____
3. Vishnu learnt to make drawing from his grandfather. _____
4. Sunita Williams and her family live in United States. _____
5. The staple diet of Punjab is rice. _____
6. People of Rajasthan use variety of pickles. _____

Q4. Answers the following questions.

1. Write about identical twins.
2. Define Rangoli.
3. Write difference between Nuclear and Joint family.
4. The food habits of people are changing. Why?

Note - Create your handmade folder by using newspaper or rag beautiful cloth and keep all your holiday homework in that.