

D.A.V. Public School, West Patel Nagar

Class I Holiday Homework

Session (2020-2021)

# Summer Holidays !

*Let's beat the heat when summer is at its peak!!*

Dear Parents,

Summer vacations are from 27th May 2020 to 30th June 2020 and school will reopen on July 1st, 2020.

During the summer vacation try to speak in English with your child and spend quality time with your

family. It's time to relax at home from scorching heat, and pandemic disease COVID-19 which is a very difficult time to manage



Please stay at home, as the bigger the crowd, the more people can be infected by transmission because COVID-19 has different levels to its structure. It can affect a multitude of people in varying ways regardless of age.

**STORMS DON'T LAST FOREVER, THIS TOO SHALL PASS.**

In this summer vacation, we have planned some holiday homework such as activities, worksheets, projects and many more for children to enhance his/her learning skills in a fun-filled way and to ensure that they continue the learning process within the security of their homes.

This way, you can make your vacations more interesting and meaningful.

We are certain that you will cooperate with us always in this endeavour.

I thank you all for your support.

*STAY HEALTHY STAY SAFE*

*Have a happy time together*

Warm Regards

Headmistress

Dear Children,

Your summer holidays are here! Despite the hot sun and coronavirus spread all over, we can still have fun in our home by enjoying indoor games, spending time with family and at the same time, keep in touch with reading, writing and practising school work. Be curious, ask lots of questions, learn to speak confidently and discover a new hobby.

Here are some tips for your Summer Break-

- Follow a routine.
- Start your day with yoga and exercises.
- Eat healthy and nutritious food.
- Take care of your health and hygiene.
- Help your family in household work.
- Enjoy indoor games.(link- <https://youtu.be/WSIbihmxiYI> ,<https://youtu.be/eNjpfpkwLD4>

Dear Parents,

It's going to be great time for you as well to experience the little joys and strengthen the bond with your children.

- Share your past incidents with your child. Narrate stories to them.
- Encourage your child to be responsible and independent.
  
- Please pay attention on your child's reading and writing skills.
- Read newspaper with your child and talk about the current happening.

Need of the Hour-

COVID-19 is the short name for “Coronavirus Disease 2019”. It is a new virus. Many corona warriors are working day and night to save our lives. In return, we should respect and help them in the best possible way.

Here are some Precautions that can help us to prevent the spread of COVID-19 :-

- Clean and wash your hands often with soap.
  - Maintain social distances.
  - Don't touch your eyes, nose and mouth
  - Cover your cough or sneeze with a tissue.
  - Make use of masks.
  - Consult a doctor for medical help.
  - Stay Home, Stay Safe
  - NOTE-
1. Make a separate three-in-one Notebook for Holidays Homework.  
Do the work in coloured sheets where mentioned.
  2. Submit your Holidays Homework on time.

## ENGLISH

Make your own creative Flashcards on Topic- in, on, under and also write sentences on them in coloured sheets.

See the given Sample of Flashcard and Sentences-



Example-

- 1.The ball is in the house.
- 2.The joker is under the table.
- 3.The mouse is on the box.

Make a "Summer Pictionary" using words related to the Summer Season. Do this in **A-3 size sheet**.

#See the given Sample.

## Summer Pictionary

			
beach	life preserver	scuba diving	beach toys
			
beach chairs	beach umbrellas	sunbathing	swimsuit
			
water balloons	sunglasses	sun block	sandcastle
			
windsurfing	beach ball	tent	sunny

Make a "Vowel Peacock". Draw and Write 4 words each starting with vowels- a, e, i, o, u in the feather. (In all 20 words)

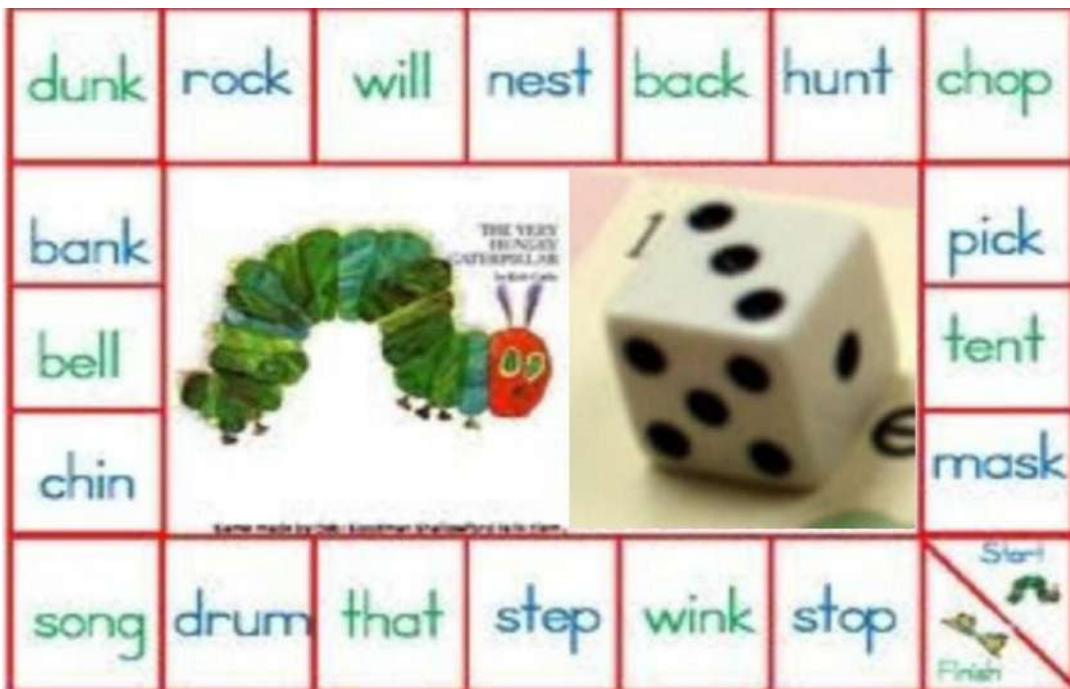
# See the Sample.



Make a "Roll and Read" Board Game. Write your own 20 words on the board, Roll the dice and Read the word aloud you lead on.

Dimension of the Board- 7"× 5"

# See the Sample.

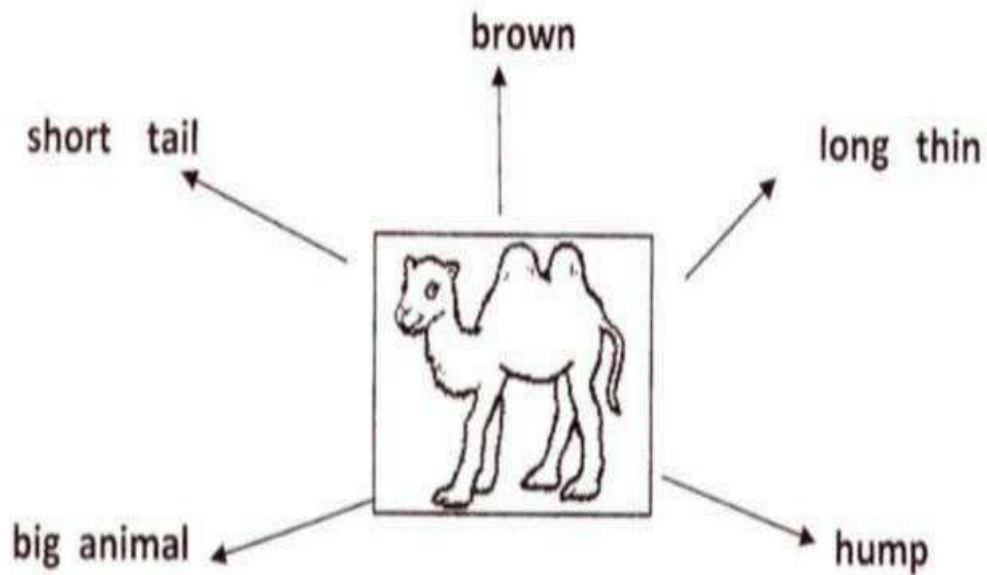




Do this on A-4 size coloured sheet.



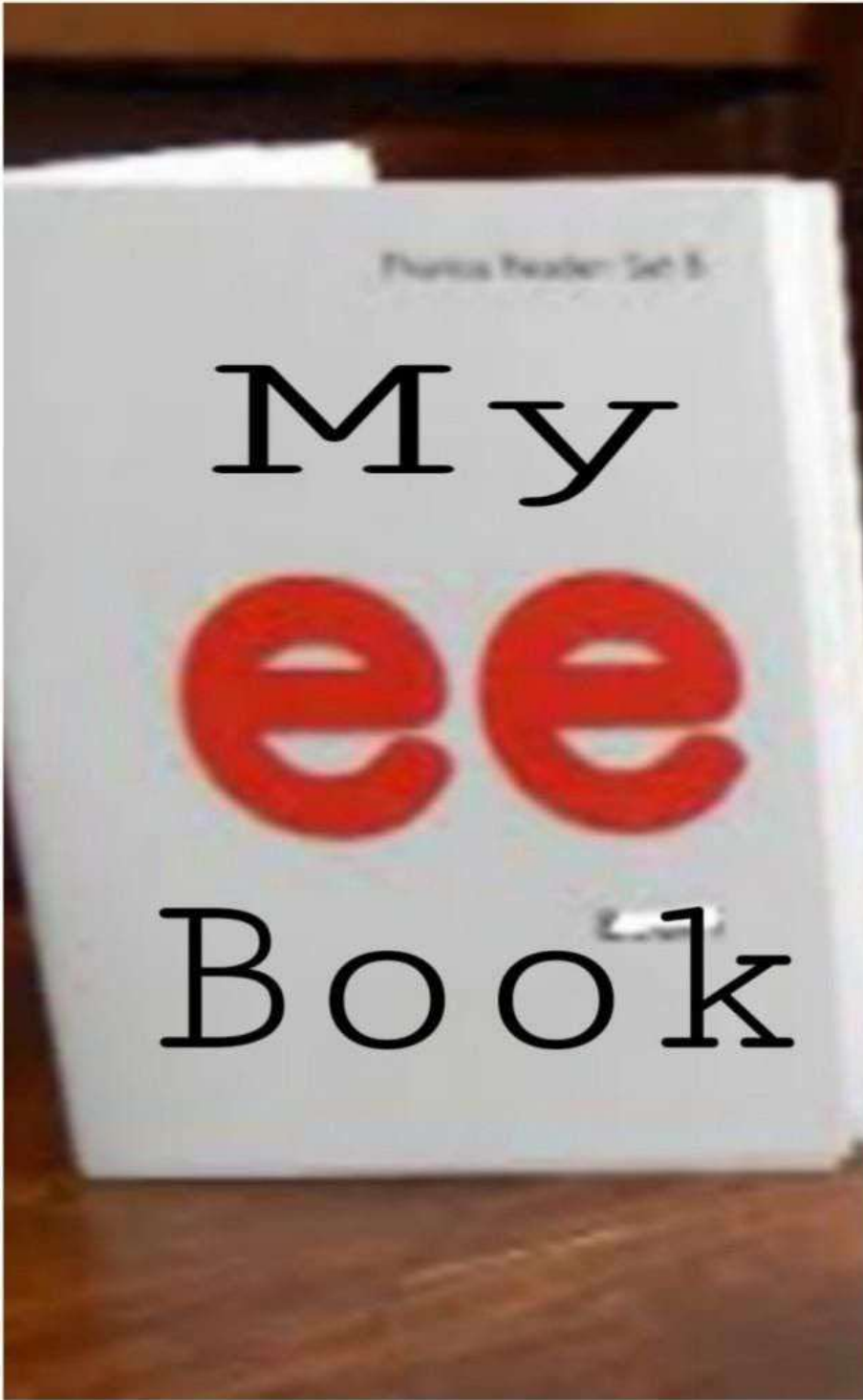
CREATIVE WRITING

IV . Write five sentences to describe the camel . Use the clues:



- 
- 1 . This is a camel. It is \_\_\_\_\_.
  - 2 . It \_\_\_\_\_.
  - 3 . Its legs are \_\_\_\_\_.
  - 4 . It has \_\_\_\_\_.
  - 5 . It has \_\_\_\_\_.

Make My 'ee' Book. Draw and Write 10 'ee' sound words in this book.





## Reading and Writing: Toys



This is toy hula hoop. It is blue, yellow and red. I can make it spin by moving my body. I can play it anywhere with space.

**Answer the questions.**

What is the toy?

---

What color is it?

---

---

What can it do?

---

---

Where can you play it?

---

---

**ENGLISH READER BOOK- Complete the page 1-9.**

**ENGLISH PRACTICE BOOK- Complete the pages 1-11.**

**MATHEMATICS** - Students are requested to do the following activities in coloured sheets.

1. Make four addition or subtraction cards of the size 3" by 5" using coloured A4 sheets. Paste the picture of your favourite cartoon character you like the most on one side and on the other side write the addition or subtraction questions. One example is given below for your reference.

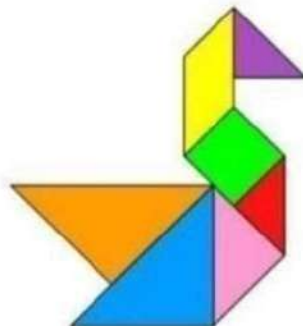


$$\begin{array}{r} 4 \\ + 5 \\ \hline \end{array}$$

2. The Tangram is made by cutting a square into seven pieces. The puzzle lies in using all seven pieces to make birds, houses, boats, people and geometrical shapes.



Using tangrams make any two animal shapes of the size 8" by 11" using coloured A4 sheet. One example is given below.



Do this in any A4 size coloured sheet

Q. Write number: (before, between, after)

Before

\_\_\_ 8

\_\_\_ 17


\_\_\_ 12

\_\_\_ 1

\_\_\_ 20

\_\_\_ 44

\_\_\_ 65



Between

1 \_\_\_ 3

20 \_\_\_ 22

8 \_\_\_ 10

14 \_\_\_ 16

31 \_\_\_ 33

19 \_\_\_ 21

11 \_\_\_ 13



After

6 \_\_\_

13 \_\_\_

29 \_\_\_

34 \_\_\_

17 \_\_\_

42 \_\_\_

39 \_\_\_



Do this in any A4 size coloured sheet

Write each missing number.

1		3		5			8
9		11		13			16
17		19		21			24
25		27		29			32
33		35		37			40
41		43		45			48
		49		50			

Do the following in 3 in one notebook

1. Complete book page from 1 to 35
2. Write number names from 1 to 30
3. Write counting from 1 to 100
4. Write reverse counting from 50 to 1
5. Draw the following shapes object that you find around you (circle, triangle, square, rectangle)

**HINDI - -1.आ से ई मात्रा के 10 -10 शब्द कॉपी में लिखे ।**

**2.पाठ 1 से 4 तक रोज़ पढे।**

**3. भाषा माधुरी - पाठ 1 से पाठ 4 तक का सारा अभ्यास कार्य पूरा करे।**

**4. भाषा अभ्यास - पेज 1 से 15 तक का सारा अभ्यास कार्य पूरा करे।**

**# बेकार सामग्री का उपयोग करके स्वर माला बनाएं ।**

**# अखबार में से आ,इ, और ई के शब्द ढूंढे , उन्हें गोला लगाएं व अपनी कॉपी में लिखें ।**

**आ मात्रा के शब्दों में पीले रंग से गोला लगाए ।**

**इ मात्रा के शब्दों में लाल रंग से गोला लगाएं ।**


**ई मात्रा के शब्दों में नीले रंग से गोला लगाएं।**

**EVS-**

- 1. Grow a plant. Water it daily and take care of**
- 2. TOPIC- More About Me  
Make your SUMMER SCRAPBOOK.**

**Paste/Draw the following on each page of the Scrapbook -**

- 1st Page- Your Photo and Name**
- 2nd Page- Your Family Photo**
- 3rd Page- Your favourite Fruit**
- 4th Page- Your favourite Cartoon**
- 5th Page- Your favourite Pet**
- 6th Page- Your favourite Game**



it.



### 3. Sense organ card making activity

See this link follow the steps and make a sense organ card as shown below.

(<https://youtu.be/8IWcLm9mXuM> )



### Do Q4, Q5, Q6 in three-in-one notebook

**4.** Which sense organ is used for the following activities. Draw or paste the pictures of the sense organs.

1. There is a gas leakage in the kitchen. \_\_\_\_\_

2. Neem leaf is bitter. \_\_\_\_\_

3. Ritu has soft hair. \_\_\_\_\_

4. The moon and stars are shining in the sky. \_\_\_\_\_

5. The door bell is ringing. \_\_\_\_\_

**5.** Write the names of the body parts that rhyme with the given word:

1. Band - \_\_\_\_\_

2. Close - \_\_\_\_\_

3. South - \_\_\_\_\_

4. Peg - \_\_\_\_\_

5. Meet - \_\_\_\_\_

**6** . Raju always keep his body neat and clean .Guess and **Draw** the pictures of things he uses to keep himself tidy in the given box.

Name the things he uses to:

1. Dry his body after the bath

\_\_\_\_\_

2. Cut his nails

\_\_\_\_\_

3. Cleans his teeth

\_\_\_\_\_

4. Wash his hair

\_\_\_\_\_
